



*Your system will definitely  
perform better...  
with LUBING!*

# Product Catalog 2019

# Nipple Selection.

Cutting-Edge Technology for Poultry Production.

## NIPPLE SELECTION

### Chick Magnets.





Lubing nipple drinkers are the most effective and reliable drinkers on the market. With a full range of flow capacities Lubing drinkers can satisfy the demands of every poultry producer.

	PART NO.	DESCRIPTION	PRICE
	4023	<b>FEATHERSOFT SS 360 NIPPLE (SA 20-30/VA 90-110)</b> <i>FeatherSoft Hi Flow 360° stainless steel nipple for broilers with LitterGard cup</i>	2.96
	4077	<b>FEATHER SOFT SS NIPPLE RF (SA 20-30/VA 40-50)</b> <i>FeatherSoft 360° Regular Flow stainless steel nipple for broilers without LitterGard and pullets with LitterGard cup</i>	2.96
	4070	<b>NIPPLE FOR TURKEY</b> <i>FeatherSoft Turkey Nipple 360° stainless steel designed for <b>EasyLine Drinking System</b></i>	6.40
	4078-01	<b>COMBI NIPPLE RED (SA 20-30/VA 40-50)</b>	2.35
	4078-00	<b>COMBI NIPPLE YELLOW (SA 20-30/VA 40-50)</b> <i>FeatherSoft 360° Regular Flow Combi* nipple for broilers without LitterGard and pullets W or W/O LitterGard cup</i>	2.35
	4090-01	<b>COMBI NIPPLE SPECIAL FLOW (SA 15-30/VA 25-35)</b> <i>FeatherSoft Special Flow 360° Combi* nipple specifically designed for Layer Pullets and Layers in production</i>	2.35
*Combi indicates nipple with plastic body, stainless seat and pins.			
	4050-01	<b>OptiGROW NIPPLE RED (SA 30-40/VA 40-50)</b> <i>EasyTouch 360° Triggering with Optimal flow for broilers does not require the use of LitterGard cups</i>	2.65
	4071	<b>NIPPLE-STAINLESS STEEL RF (VA 40-50)</b> <i>BreederNipple Medium Flow stainless steel with vertical action for Breeders with LitterGard cup</i>	2.35

## NIPPLE SELECTION

### Chick Magnets.

Lubing nipple drinkers are the most effective and reliable drinkers on the market. With a full range of flow capacities Lubing drinkers can satisfy the demands of every poultry producer.

	PART NO.	DESCRIPTION	PRICE
	4005	<b>NIPPLE- COMBI (VA 80-90)</b> <i>Combi* Hi Flow nipple for mini-drinker available in red or yellow</i>	2.00
<i>*Combi indicates nipple with plastic body, stainless seat and pins.</i>			
	4079	<b>J-LOCK NIPPLE REDUCED FLOW (SA 20-25/VA 30-40)</b> <i>FeatherSoft technology in J-Lock style for broilers and layers</i>	2.45
	4069-01	<b>TWIN-LOCK REPLACEMENT NIPPLE (SA 20-25/VA 30-40)</b> <i>FeatherSoft technology in Twin-Lock style for broilers and layers</i>	2.45
	4073	<b>TOP PUSH NIPPLE RF (SA 20-30/VA 35-45)</b> <i>Pushnipple installs onto round and square pipe Reduced flow - ideal for broilers and layers</i>	2.00
	4013	<b>TOP PUSH NIPPLE (SA 30-40/VA 70-80)</b> <i>Pushnipple installs onto round and square pipe Hi Flow - Ideal for broilers and layers</i>	2.00

# Know your Flow.

Model Number	Water Column Height	Flow Range Side Action	Flow Range Vertical Action * 3mm and u
4077	8"	20-30 ml/min	40-50 ml/min
4078	8"	20-30 ml/min	40-50 ml/min
4050	8"	30-40 ml/min	40-50 ml/min
4095	8"	20-25 ml/min	30-40 ml/min
4079 J-Lock	8"	20-25 ml/min	30-40 ml/min
4069 Twin-Lock	8"	20-25 ml/min	30-40 ml/min
4023	8"	20-30 ml/min	90-110 ml/min
4090	8"	10-20 ml/min	25-35 ml/min
4071	8"		40-50 ml/min
4070	8"	150-170 ml/min	

Lubing's patented **high precision nipples** are designed to deliver the exact amount of water required by the birds by means of the water flow metering pin. When smaller birds activate the triggering pin a smaller volume of water is released. When larger, more aggressive birds activate the triggering pin a larger volume of water is released. The unrestricted delivery of water from Lubing drinkers ensures optimum performance and increased profits on your bottom line.

\* 3mm flow test is based on average height of pin raised by birds' triggering.

Got Lubing? For additional information about our cutting-edge poultry products please call us at **423 709.1000**, use our toll-free fax line **866 289.3237**, write to [info@lubingusa.com](mailto:info@lubingusa.com) or visit our website at [www.lubingusa.com](http://www.lubingusa.com).

**LUBING**  
A Tradition of Innovation.

# WATERING SECTION PART NUMBER IDENTIFICATION

SAMPLE NUMBER:

**5****2****71****12**

Indicates Number of Nipples  
Indicates Type of Nipple  
Indicates Type of Cup  
Indicates Type of Support

Type Support	1 =	alum w/ 1 hanger
	2 =	conduit w/ 5 hangers
	3 =	no support / 5 conduit hangers 1.050-in OD
	4 =	no support / no hangers
	5 =	alum w/ 5 hangers
	6 =	no support / 5 conduit hangers 1.136-in OD
	7 =	no support / 4 plasson hangers
Type Cup	0 =	no cups
	1 =	small cup #4612
	2 =	large cup #4617
	3 =	one-arm cup #4622
	4 =	one-arm male breeder cup
	5 =	snap cup w/ extension #4017
	6 =	4630 finishing cup
	7 =	4631 brood cup
Type Nipple	00=	4372 hose connector
	01=	4001
	05=	4005
	22=	4022
	23=	4023
	24=	4024
	50=	4050
	70=	4070
	71=	4071
	75=	4075
	76=	4076
	77=	4077
	78=	4078
	90=	4090
	95=	4095
Nipples per Section	00 =	
	01=	1 nipple
	02=	2 nipples
	03=	etc.
	10 =	10 nipples
	11 =	11 nipples
	12 =	12 nipples
	13 =	etc.

# Broiler Drinking Systems.

Cutting-Edge Technology for Poultry Production.



## RECOMMENDED NUMBER OF BIRDS/NIPPLE

10-14 Birds/Nipple with LitterGard Cups

10-12 Birds/Nipple without Cups


## BROILER SECTIONS WITH ALUMINUM RAIL AND LITTERGARD CUPS

Sections ship completely assembled with aluminum rails attached to water pipe. Sections include FeatherSoft High Flow nipples with standard LitterGard™ cups, 1 expansion connector, 2 crimp rings 4 holding clips, 2 steel connectors, 1 hanger and 4 nuts/bolts. **Check house for slope before ordering.**

	PART NO.	DESCRIPTION	PRICE
		<b>FeatherSoft Stainless Steel 360° High Flow</b>	
	112308	10 FT SECTION W/8-4023 W/CUPS	53.20
	112309	10 FT SECTION W/9-4023 W/CUPS	56.70
	112310	10 FT SECTION W/10-4023 W/CUPS	60.20
	112311	10 FT SECTION W/11-4023 W/CUPS	63.75
	112312	10 FT SECTION W/12-4023 W/CUPS	67.20
	112315	10 FT SECTION W/15-4023 W/CUPS	77.00
		<b>FeatherSoft Stainless Steel 360° High Flow</b>	
	132308	10 FT SECTION W/8-4023 W/1-ARM CUP	53.20
	132309	10 FT SECTION W/9-4023 W/1-ARM CUP	56.70
	132310	10 FT SECTION W/10-4023 W/1-ARM CUPS	60.20
	132311	10 FT SECTION W/11-4023 W/1-ARM CUP	63.75
	132312	10 FT SECTION W/12-4023 W/1-ARM CUP	67.20
	132315	10 FT SECTION W/15-4023 W/1-ARM CUP	77.00

## BROILER SECTIONS WITH ALUMINUM RAIL

Sections ship completely assembled with aluminum rails attached to water pipe. Sections include FeatherSoft nipples, 1 expansion connector, 2 crimp rings, 4 holding clips, 2 steel connectors, 1 hanger and 4 nuts/bolts. **Check house for slope before ordering.**

	PART NO.	DESCRIPTION	PRICE
		<b>FeatherSoft Stainless Steel 360°</b>	
	107710	10 FT SECTION W/10-4077 NO CUPS	52.20
	107712	10 FT SECTION W/12-4077 NO CUPS	57.50
	107715	10 FT SECTION W/15-4077 NO CUPS	65.50
		<b>FeatherSoft Combi* 360°</b>	
	107810	10 FT SECTION W/10-4078 NO CUPS	44.80
	107812	10 FT SECTION W/12-4078 NO CUPS	48.65
	107815	10 FT SECTION W/15-4078 NO CUPS	54.40
		<b>OptiGROW Nipple 360°</b>	
	105010	10 FT SECTION W/10-4050 NO CUPS	48.25
	105012	10 FT SECTION W/12-4050 NO CUPS	52.90
	105015	10 FT SECTION W/15-4050 NO CUPS	59.75



\***Combi** indicates nipple with plastic body, stainless seat and pins.



## BROILER SECTIONS WITH LITTERGARD CUPS AND NO SUPPORT


Sections ship assembled without hangers and conduit support. Sections include FeatherSoft High Flow nipples with standard LitterGard™ cups, 1 expansion connector and 2 crimp rings.

**Check house for slope before ordering.**

	PART NO.	DESCRIPTION	PRICE
		<b>FeatherSoft Stainless Steel 360° High Flow</b>	
	412308	10 FT SECTION W/8-4023 CUPS NO SUPPORT	36.00
	412309	10 FT SECTION W/9-4023 CUPS NO SUPPORT	39.50
	412310	10 FT SECTION W/10-4023 CUPS NO SUPPORT	43.00
	412311	10 FT SECTION W/11-4023 CUPS NO SUPPORT	46.50
	412312	10 FT SECTION W/12-4023 CUPS NO SUPPORT	50.00
	412315	10 FT SECTION W/15-4023 CUPS NO SUPPORT	60.50
		<b>FeatherSoft Stainless Steel 360° High Flow</b>	
	432308	10 FT SECTION W/8-4023 1-ARM CUPS NO SUPPORT	36.00
	432309	10 FT SECTION W/9-4023 1-ARM CUPS NO SUPPORT	39.50
	432310	10 FT SECTION W/10-4023 1-ARM CUPS NO SUPPORT	43.00
	432311	10 FT SECTION W/11-4023 1-ARM CUPS NO SUPPORT	46.50
	432312	10 FT SECTION W/12-4023 1-ARM CUPS NO SUPPORT	50.00
	432315	10 FT SECTION W/15-4023 1-ARM CUPS NO SUPPORT	60.50

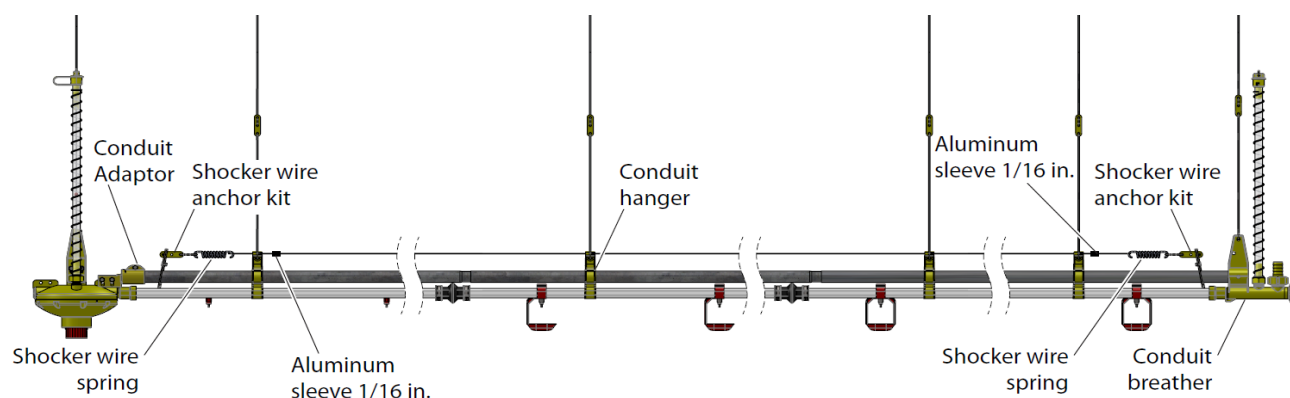
## BROILER SECTIONS WITHOUT SUPPORT FOR CONDUIT







Sections ship assembled without hangers and conduit support. Sections include FeatherSoft nipples, 1 expansion connector and 2 crimp rings. **Check house for slope before ordering.**

	PART NO.	DESCRIPTION	PRICE
		<b>FeatherSoft Stainless Steel 360°</b>	
	407710	10 FT SECTION W/10-4077 NO CUPS NO SUPPORT	35.00
	407712	10 FT SECTION W/12-4077 NO CUPS NO SUPPORT	40.40
	407715	10 FT SECTION W/15-4077 NO CUPS NO SUPPORT	48.60
		<b>FeatherSoft Combi* 360°</b>	
	407810	10 FT SECTION W/10-4078 NO CUPS NO SUPPORT	28.50
	407812	10 FT SECTION W/12-4078 NO CUPS NO SUPPORT	32.60
	407815	10 FT SECTION W/15-4078 NO CUPS NO SUPPORT	38.70
		<b>OptiGROW Nipple 360°</b>	
	405010	10 FT SECTION W/10-4050 NO CUPS	30.75
	405012	10 FT SECTION W/12-4050 NO CUPS	35.40
	405015	10 FT SECTION W/15-4050 NO CUPS	42.40

**\*Combi** indicates nipple with plastic body, stainless seat and pins.

## COMPONENTS REQUIRED TO COMPLETE CONDUIT SECTION



	40682	CONDUIT SUPPORT BAR 0750	12.25
	4327-00	CONDUIT HANGER 0750 <b>INSTALL EVERY 2 FT</b>	0.75
	3309-00	REGULATOR CONDUIT ADAPTOR 26.7mm <b>INSTALL 1 / REGULATOR</b>	7.75
	4257-00	FLUSH BREATHER 22mm PIPE - CONDUIT WITH 18 INCH STANDPIPE	33.25
	4257-6-00	FLUSH BREATHER 22mm PIPE - CONDUIT WITH 24 INCH STANDPIPE	38.75
	7601400100	SHOCKER WIRE SUPPORT (1 KIT / LINE)	30.00
	H7010	ALUMINUM SLEEVE 0063 (2 / LINE)	0.16
	H1012	CABLE 0063 (1/16 inch) - 5,000 FT ROLL	.16/FT

# Breeder Drinking Systems.


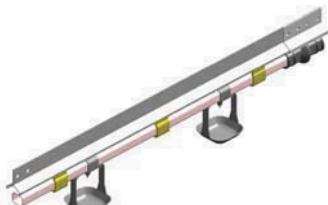
Cutting-Edge Technology for Poultry Production.

RECOMMENDED NUMBER OF BIRDS/NIPPLE

10-12 Birds/Nipple

## BREEDER SECTIONS WITH ALUMINUM RAIL AND LITTERGARD CUPS


Sections ship completely assembled with aluminum rails attached to water pipe. Sections include BreederNipples with large LitterGard™ cups, 4 holding clips, 1 expansion connector, 2 crimp rings, 2 steel connectors, 5 hangers and 4 nuts/bolts. **Check house for slope before ordering.**

	PART NO.	DESCRIPTION	PRICE
		<b>BreederNipple Stainless Steel Vertical Action</b>	
	527104	10 FT SECTION W/4-4071 W/LARGE CUPS	45.25
	527105	10 FT SECTION W/5-4071 W/LARGE CUPS	48.50
	527106	10 FT SECTION W/6-4071 W/LARGE CUPS	51.75
	527107	10 FT SECTION W/7-4071 W/LARGE CUPS	55.10
	527108	10 FT SECTION W/8-4071 W/LARGE CUPS	58.40
	527109	10 FT SECTION W/9-4071 W/LARGE CUPS	61.65
	527110	10 FT SECTION W/10-4071 W/LARGE CUPS	65.00
	527112	10 FT SECTION W/12-4071 W/LARGE CUPS	71.50
	527115	10 FT SECTION W/15-4071 W/LARGE CUPS	81.40
		<b>BreederNipple Stainless Steel 360 Degree Action</b>	
	527706	10 FT SECTION W/6-4077 W/LARGE CUPS	53.00
	527708	10 FT SECTION W/8-4077 W/LARGE CUPS	59.75
	527710	10 FT SECTION W/10-4077 W/LARGE CUPS	66.25
	527712	10 FT SECTION W/12-4077 W/LARGE CUPS	73.00
	527715	10 FT SECTION W/15-4077 W/LARGE CUPS	82.75

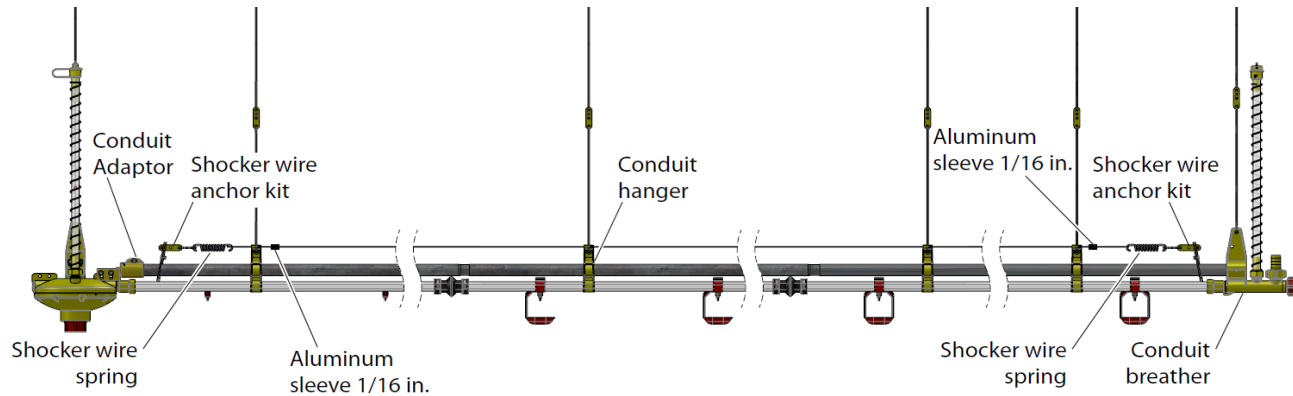
## BREEDER SECTIONS WITHOUT SUPPORT FOR CONDUIT




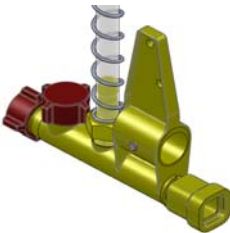


Sections ship assembled without conduit support bar and hanger. Sections include BreederNipple with large LitterGard™ cups, 1 expansion connector and 2 crimp rings.

**Check house for slope before ordering.**

	PART NO.	DESCRIPTION	PRICE
		<b>BreederNipple Stainless Steel Vertical Action</b>	
	427104	10 FT SECTION W/4-4071 LG CUPS - NO SUPPORT	21.80
	427105	10 FT SECTION W/5-4071 LG CUPS - NO SUPPORT	25.00
	427106	10 FT SECTION W/6-4071 LG CUPS - NO SUPPORT	28.20
	427107	10 FT SECTION W/7-4071 LG CUPS - NO SUPPORT	31.40
	427108	10 FT SECTION W/8-4071 LG CUPS - NO SUPPORT	34.60
	427109	10 FT SECTION W/9-4071 LG CUPS - NO SUPPORT	37.80
	427110	10 FT SECTION W/10-4071 LG CUPS - NO SUPPORT	41.00
	427112	10 FT SECTION W/12-4071 LG CUPS - NO SUPPORT	47.40
	427115	10 FT SECTION W/15-4071 LG CUPS - NO SUPPORT	57.00

## COMPONENTS REQUIRED TO COMPLETE CONDUIT SECTION



	40682	CONDUIT SUPPORT BAR 0750	12.25
	4327-00	CONDUIT HANGER 0750 <b>INSTALL EVERY 2 FT</b>	0.75
	3309-00	REGULATOR CONDUIT ADAPTOR 26.7mm <b>INSTALL 1 / REGULATOR</b>	7.75
	4257-00	FLUSH BREATHER 22mm PIPE - CONDUIT WITH 18 INCH STANDPIPE	33.25
	4257-6-00	FLUSH BREATHER 22mm PIPE - CONDUIT WITH 24 INCH STANDPIPE	38.75
	7601400100	SHOCKER WIRE SUPPORT ( <b>2 KITS/LINE</b> )	30.00
	H7010	ALUMINUM SLEEVE 0063 ( <b>2 /LINE</b> )	0.16
	H1012	CABLE 0063 (1/16 inch) - 5,000 FT ROLL	0.16/FT

# Pullet Drinking Systems.





Cutting-Edge Technology for Poultry Production.

RECOMMENDED NUMBER OF BIRDS/NIPPLE

10-12 Birds/Nipple

## PULLET SECTIONS WITH ALUMINUM RAIL AND LITTERGARD CUPS

Sections ship completely assembled with aluminum rails attached to water pipe. Sections include FeatherSoft nipples with standard LitterGard™ cups, 1 expansion connector, 2 crimp rings, 4 holding clips, 2 steel connectors, 5 hangers and 4 nuts/bolts. **Check house for slope before ordering.**



	PART NO.	DESCRIPTION	PRICE
		<b>FeatherSoft Stainless Steel 360° 2-Arm Cup</b>	
	517708	10 FT SECTION W/8-4077 W/CUPS	53.90
	517709	10 FT SECTION W/9-4077 W/CUPS	57.25
	517710	10 FT SECTION W/10-4077 W/CUPS	60.75
	517712	10 FT SECTION W/12-4077 W/CUPS	67.60
	517715	10 FT SECTION W/15-4077 W/CUPS	78.00
		<b>FeatherSoft Combi* 360° 2-Arm Cup</b>	
	517808	10 FT SECTION W/8-4078 W/CUPS	47.00
	517809	10 FT SECTION W/9-4078 W/CUPS	50.75
	517810	10 FT SECTION W/10-4078 W/CUPS	54.65
	517812	10 FT SECTION W/12-4078 W/CUPS	58.45
	517815	10 FT SECTION W/15-4078 W/CUPS	65.00
		<b>FeatherSoft Stainless Steel 360° 1-Arm Cup</b>	
	537708	10 FT SECTION W/8-4077 W/1-ARM CUPS	53.90
	537709	10 FT SECTION W/9-4077 W/1-ARM CUPS	57.25
	537710	10 FT SECTION W/10-4077 W/1-ARM CUPS	60.75
	537712	10 FT SECTION W/12-4077 W/1-ARM CUPS	67.60
	537715	10 FT SECTION W/15-4077 W/1-ARM CUPS	78.00
		<b>FeatherSoft Combi* 360° 1-Arm Cup</b>	
	537808	10 FT SECTION W/8-4078 W/1-ARM CUPS	47.00
	537809	10 FT SECTION W/9-4078 W/1-ARM CUPS	50.75
	537810	10 FT SECTION W/10-4078 W/1-ARM CUPS	54.65
	537812	10 FT SECTION W/12-4078 W/1-ARM CUPS	58.45
	537815	10 FT SECTION W/15-4078 W/1-ARM CUPS	65.00

**\*Combi** indicates nipple with plastic body, stainless seat and pins.

## PULLET SECTIONS WITH ALUMINUM RAIL NO LITTERGARD CUPS

Sections ship completely assembled with aluminum rails attached to water pipe. Sections include FeatherSoft nipples, 1 expansion connector, 2 crimp rings, 2 steel connectors, 5 hangers and 4 nuts/bolts.

**Check house for slope before ordering.**

	PART NO.	DESCRIPTION	PRICE
		<b><i>FeatherSoft Stainless Steel 360°</i></b>	
	507710	10 FT SECTION W/10-4077 W/O CUPS	54.00
	507712	10 FT SECTION W/12-4077 W/O CUPS	60.00
	507715	10 FT SECTION W/15-4077 W/O CUPS	67.50
		<b><i>FeatherSoft Combi* 360°</i></b>	
	507810	10 FT SECTION W/10-4078 NO CUPS	46.75
	507812	10 FT SECTION W/12-4078 NO CUPS	50.50
	507815	10 FT SECTION W/15-4078 NO CUPS	55.75





**\*Combi** indicates nipple with plastic body, stainless seat and pins.



## PULLET SECTIONS WITHOUT SUPPORT FOR CONDUIT

Sections ship assembled without hangers and conduit support. Sections include FeatherSoft nipples with LitterGard™ cups, 1 expansion connector and 2 crimp rings.



**Check house for slope before ordering.**

	PART NO.	DESCRIPTION	PRICE
		<b>FeatherSoft Stainless Steel 360° 2-Arm Cup</b>	
	417708	10 FT SECTION W/8-4077 W/CUPS NO SUPPORT	35.00
	417709	10 FT SECTION W/9-4077 W/CUPS NO SUPPORT	38.40
	417710	10 FT SECTION W/10-4077 W/CUPS NO SUPPORT	41.80
	417712	10 FT SECTION W/12-4077 W/CUPS NO SUPPORT	48.60
	417715	10 FT SECTION W/15-4077 W/CUPS NO SUPPORT	59.00
		<b>FeatherSoft Combi* 360° 2-Arm Cup</b>	
	417808	10 FT SECTION W/8-4078 W/CUPS NO SUPPORT	29.00
	417809	10 FT SECTION W/9-4078 W/CUPS NO SUPPORT	31.75
	417810	10 FT SECTION W/10-4078 W/CUPS NO SUPPORT	34.50
	417812	10 FT SECTION W/12-4078 W/CUPS NO SUPPORT	40.00
	417815	10 FT SECTION W/15-4078 W/CUPS NO SUPPORT	48.00
		<b>FeatherSoft Stainless Steel 360° 1-Arm Cup</b>	
	437708	10 FT SECTION W/8-4077 W/1-ARM CUPS	35.00
	437709	10 FT SECTION W/9-4077 W/1-ARM CUPS	38.40
	437710	10 FT SECTION W/10-4077 W/1-ARM CUPS	41.80
	437712	10 FT SECTION W/12-4077 W/1-ARM CUPS	48.60
	437715	10 FT SECTION W/15-4077 W/1-ARM CUPS	59.00
		<b>FeatherSoft Combi* 360° 1-Arm Cup</b>	
	437808	10 FT SECTION W/8-4078 W/1-ARM CUPS	29.00
	437809	10 FT SECTION W/9-4078 W/1-ARM CUPS	31.75
	437810	10 FT SECTION W/10-4078 W/1-ARM CUPS	34.50
	437812	10 FT SECTION W/12-4078 W/1-ARM CUPS	40.00
	437815	10 FT SECTION W/15-4078 W/1-ARM CUPS	48.00

**\*Combi** indicates nipple with plastic body, stainless seat and pins.

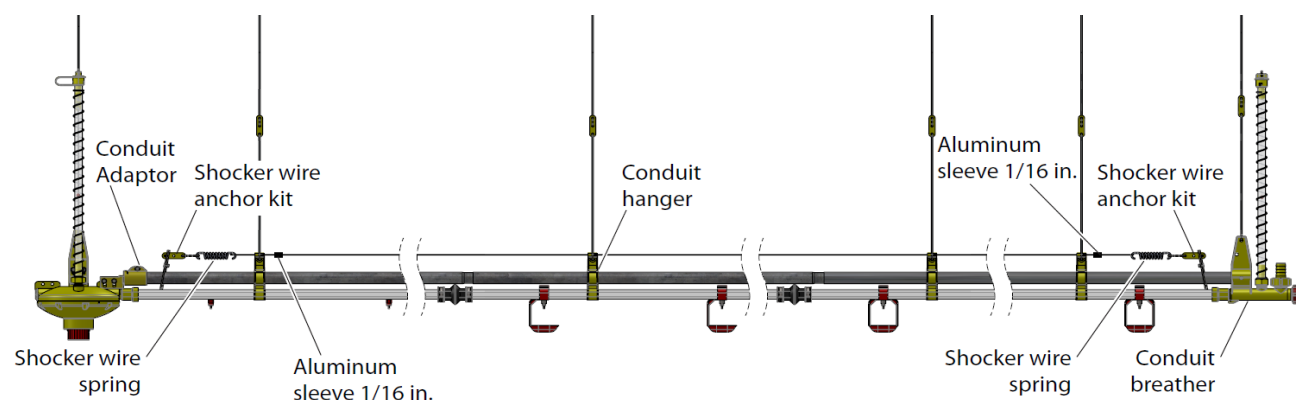
## PULLET SECTIONS WITHOUT SUPPORT FOR CONDUIT




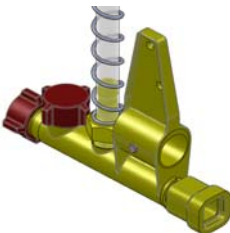


Sections ship assembled without conduit support. Sections include FeatherSoft nipples, 1 expansion connector and 2 crimp rings. **Check house for slope before ordering.**

	PART NO.	DESCRIPTION	PRICE
		<b>FeatherSoft Stainless Steel 360°</b>	
	407710	10 FT SECTION W/10-4077 NO CUPS NO SUPPORT	35.00
	407712	10 FT SECTION W/12-4077 NO CUPS NO SUPPORT	40.40
	407715	10 FT SECTION W/15-4077 NO CUPS NO SUPPORT	48.60
		<b>FeatherSoft Combi* 360°</b>	
	407810	10 FT SECTION W/10-4078 NO CUPS NO SUPPORT	28.50
	407812	10 FT SECTION W/12-4078 NO CUPS NO SUPPORT	32.60
	407815	10 FT SECTION W/15-4078 NO CUPS NO SUPPORT	38.70

**\*Combi** indicates nipple with plastic body, stainless seat and pins.

## COMPONENTS REQUIRED TO COMPLETE CONDUIT SECTION



	40682	CONDUIT SUPPORT BAR 0750	12.25
	4327-00	CONDUIT HANGER 0750 <b>INSTALL EVERY 2 FT</b>	0.75
	3309-00	REGULATOR CONDUIT ADAPTOR 26.7mm <b>INSTALL 1 / REGULATOR</b>	7.75
	4257-00	FLUSH BREATHER 22mm PIPE - CONDUIT WITH 18 INCH STANDPIPE	33.25
	4257-6-00	FLUSH BREATHER 22mm PIPE - CONDUIT WITH 24 INCH STANDPIPE	38.75
	7601400100	SHOCKER WIRE SUPPORT (2 KITS/LINE)	30.00
	H7010	ALUMINUM SLEEVE 0063 (2 /LINE)	0.16
	H1012	CABLE 0063 (1/16 inch) - 5,000 FT ROLL	0.16/FT

# Turkey Drinking Systems.

Cutting-Edge Technology for Poultry Production.

## RECOMMENDED NUMBER OF BIRDS/NIPPLE

BROODING: 30-40 Birds/Nipple

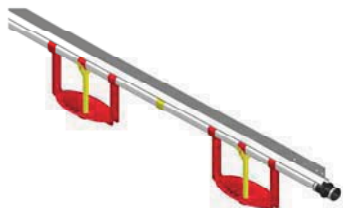
TOM FINISHING: 20 Birds/Nipple

HEN FINISHING: 25-30 Birds/Nipple

## EASYLINE BROODING - FINISHING HENS WITH ALUMINUM RAIL

Sections ship completely assembled with aluminum rails attached to water pipe. Sections include Turkey nipples with cups and pendulums, 1 expansion connector, 2 crimp rings, 2 steel connectors, 4 holding clips, 5 hangers and 6 nuts/bolts. **Check house for slope before ordering.**

PART NO.	DESCRIPTION	PRICE
<b>Brooding-Hens 4631 Oval Cup</b>		
4084	10 FT SECTION W/3-4070 W/4631 RED CUPS	97.00
4085	10 FT SECTION W/4-4070 W/4631 RED CUPS	112.75
4086	10 FT SECTION W/5-4070 W/4631 RED CUPS	128.50
4030	10 FT SECTION W6-4070 W/4631 RED CUPS	145.00
4634-1-00	STARTER BALL 1-1/8" RED	1.50



**NOTE:** These sections include cups with stainless inserts.

## EASYLINE FINISHING - TOMS WITH ALUMINUM RAIL

Sections ship completely assembled with aluminum rails attached to water pipe. Sections include Turkey nipples with cups and pendulums, 1 expansion connector, 2 crimp rings, 2 steel connectors, 4 holding clips, 5 hangers and 6 nuts/bolts. **Check house for slope before ordering.**

PART NO.	DESCRIPTION	PRICE
<b>Finishing-Toms 4630 Round Cup w-SS insert</b>		
4087	10 FT SECTION W/3-4070 W/4630 RED CUPS	104.86
4088	10 FT SECTION W/4-4070 W/4630 RED CUPS	124.12
4089	10 FT SECTION W/5-4070 W/4630 RED CUPS	142.31



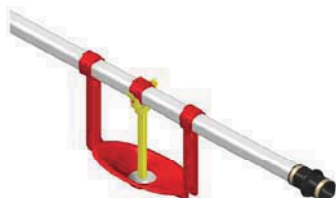
**NOTE:** These sections include cups with stainless inserts.

## EASYLINE BROODING - FINISHING HENS WITHOUT SUPPORT RAIL

Sections ship assembled with cups and expansion connectors attached to water pipe. Sections include Turkey nipples with cups and pendulums, 1 expansion connector and 2 crimp rings

**Check house for slope before ordering.**

PART NO.	DESCRIPTION	PRICE
<b><i>Brooding-Hens 4631 Oval Cup</i></b>		
4084-1	10 FT SECTION W/3-4070 W/4631 RED CUPS	62.00
4085-1	10 FT SECTION W/4-4070 W/4631 RED CUPS	80.00
4086-1	10 FT SECTION W/5-4070 W/4631 RED CUPS	95.00
4030-1	10 FT SECTION W/6-4070 W/4631 RED CUPS	112.00
4634-1-00	STARTER BALL 1-1/8" RED	1.50



**NOTE: These sections include cups with stainless inserts.**

## EASYLINE FINISHING - TOMS WITHOUT SUPPORT RAIL

Sections ship assembled with cups and expansion connectors attached to water pipe. Sections include Turkey nipples with cups and pendulums, 1 expansion connector and 2 crimp rings

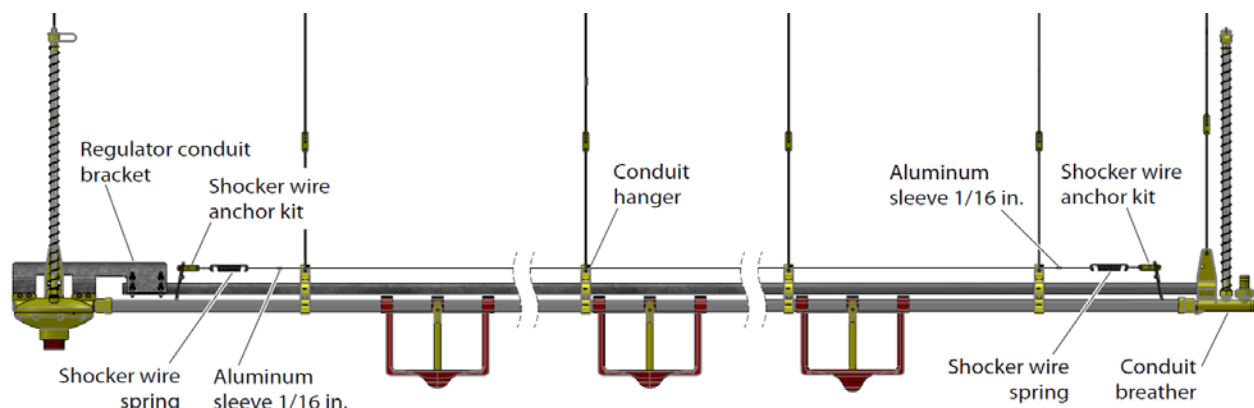
**Check house for slope before ordering.**







PART NO.	DESCRIPTION	PRICE
<b><i>Finishing-Toms 4630 Round Cup w-SS insert</i></b>		
4087-1	10 FT SECTION W/3-4070 W/4630 RED CUPS	65.00
4088-1	10 FT SECTION W/4-4070 W/4630 RED CUPS	83.00
4089-1	10 FT SECTION W/5-4070 W/4630 RED CUPS	101.00



**NOTE: These sections include cups with stainless inserts.**

## COMPONENTS REQUIRED TO COMPLETE CONDUIT SECTION



	40682	CONDUIT SUPPORT BAR 0750	12.25
	4388-00	CONDUIT HANGER 0750 FOR 28mm PIPE <b>INSTALL EVERY 2 FT</b>	1.00
	7600160100	REGULATOR CONDUIT BRACKET HD COMPLETE (USE WITH 28mm LARGE PIPE)	18.50
	4266-6-00	FLUSH BREATHER 28mm PIPE - CONDUIT WITH 24 INCH STANDPIPE	45.00
	7601400100	SHOCKER WIRE SUPPORT (1 KIT / LINE)	9.60
	H7010	ALUMINUM SLEEVE 0063 (2 /LINE)	0.16
	H1012	CABLE 0063 (1/16 inch) - 5,000 FT ROLL	0.16/FT

# Cage Drinking Systems.

Cutting-Edge Technology for Poultry Production.



## DRINKING SYSTEM FOR CAGED PULLETS - STANDARD PIPE

Each section includes square pipe with nipples installed, 1 expansion connector, 2 crimp rings, metal clip and cage anchors every two feet.

PART NO.	SPACING	DESCRIPTION	PRICE
<b>STANDARD Pipe w/ 4077 FeatherSoft Stainless 360° Nipple</b>			
2127	12"	12FT SECTION W/12-4077	40.75
1087	15"	10 FT SECTION W/8-4077	29.00
2067	24"	12 FT SECTION W/6-4077	25.00
1047	30"	10 FT SECTION W/4-4077	18.75
<b>STANDARD Pipe w/ 4078 FeatherSoft Combi* 360° Nipple</b>			
2128	12"	12 FT SECTION W/12-4078	32.10
1088	15"	10 FT SECTION W/8-4078	23.60
2068	24"	12 FT SECTION W/6-4078	21.00
1048	30"	10 FT SECTION W/4-4078	15.75
<b>STANDARD Pipe w/ 4078 Adjustable Watering in Partitions</b>			
1AH38	8"	8 FT SECTION W/3 ADJ HANGERS CPL W/4078	43.75
1AH48	12"	10 FT SECTION W/4 ADJ HANGERS CPL W/4078	56.00
1AH58	15"	10 FT SECTION W/5 ADJ HANGERS CPL W/4078	68.00
<b>STANDARD Pipe w/ 4090-01 360° Combi* Reduced Flow Nipple</b>			
2120	12"	12 FT SECTION W/12-4090-01	32.10
1080	15"	10 FT SECTION W/8-4090-01	23.50
2060	24"	12 FT SECTION W/6-4090-01	21.00
1040	30"	10 FT SECTION W/4-4090-01	15.75

*\*Combi indicates nipple with plastic body, stainless seat and pins.*

## DRINKING SYSTEM FOR CAGED LAYERS - LARGE PIPE

Each section includes square pipe with nipples installed, 1 expansion connector, 2 crimp rings metal clip and cage anchors every two feet.

**NOTE: Use large pipe in lengths 275 feet or longer**

PART NO.	SPACING	DESCRIPTION	PRICE
<b><i>LARGE Pipe w/ 4077 FeatherSoft Stainless Steel 360° Nipple</i></b>			
L2127	12"	12 FT SECTION W/12-4077 LARGE PIPE	46.25
L6167	12"	16 FT SECTION W/16-4077 LARGE PIPE	61.00
L1087	15"	10 FT SECTION W/ 8-4077 LARGE PIPE	34.50
L2097	16"	12 FT SECTION W/9-4077 LARGE PIPE	39.30
L2067	24"	12 FT SECTION W/6-4077 LARGE PIPE	31.00
L6087	24"	16 FT SECTION W/8-4077 LARGE PIPE	40.50
<b><i>LARGE Pipe w/ 4078 FeatherSoft Combi* 360° Nipple</i></b>			
L2128	12"	12 FT SECTION W/12-4078 LARGE PIPE	38.00
L6168	12"	16 FT SECTION W/16-4078 LARGE PIPE	49.60
L1088	15"	10 FT SECTION W8-4078 LARGE PIPE	29.00
L2098	16"	12 FT SECTION W/9-4078 LARGE PIPE	32.90
L2068	24"	12 FT SECTION W/6-4078 LARGE PIPE	26.75
L6088	24"	16 FT SECTION W/8-4078 LARGE PIPE	34.80
<b><i>LARGE Pipe w/ 4090-01 360° Combi* Reduced Flow Nipple</i></b>			
L2120	12"	12 FT SECTION W/12-4090-01 LARGE PIPE	38.00
L6160	12"	16 FT SECTION W/16-4090-01 LARGE PIPE	49.60
L1080	15"	10 FT SECTION W/8-4090-01 LARGE PIPE	29.00
L2090	16"	12 FT SECTION W/9-4090-01 LARGE PIPE	32.90
L2060	24"	12 FT SECTION W/6-4090-01 LARGE PIPE	26.75
L6080	24"	16 FT SECTION W/8-4090-01 LARGE PIPE	34.80

**\*Combi** indicates nipple with plastic body, stainless seat and pins.

## REGULATOR STAND KITS FOR LARGE PIPE - BELT BATTERY CAGES

Regulator stand kits include pressure regulators, ball valves, stand, brackets and plumbing.

**NOTE:** Use 1 transition pieces (4381) per tier when using standard pipe watering sections.

PART NO.	DESCRIPTION	PRICE
RS3T-B	REGULATOR STAND 3 TIER BELT BATTERY	580.00
RS4T-B	REGULATOR STAND 4 TIER BELT BATTERY	750.00
RS5T-B	REGULATOR STAND 5 TIER BELT BATTERY	923.00
RS6T-B	REGULATOR STAND 6 TIER BELT BATTERY	1105.00
RS7T-B	REGULATOR STAND 7 TIER BELT BATTERY	1310.00
RS8T-B	REGULATOR STAND 8 TIER BELT BATTERY	1495.00

## REGULATOR STAND KITS FOR LARGE PIPE - BELT BATTERY CAGES WITH AUTO-FLUSH

Regulator stand kits include pressure regulators, ball valves, Auto-Flush kits, stand, brackets and plumbing. **(Auto-Flush Controller not included)**

**NOTE:** Use 1 transition pieces (4381) per tier when using standard pipe watering sections.

PART NO.	DESCRIPTION	PRICE
RS3T-AF-B	REGULATOR STAND 3 TIER W/AUTO-FLUSH BELT BATTERY	785.00
RS4T-AF-B	REGULATOR STAND 4 TIER W/AUTO-FLUSH BELT BATTERY	1037.00
RS5T-AF-B	REGULATOR STAND 5 TIER W/AUTO-FLUSH BELT BATTERY	1263.00

**DRAIN KIT WITH FLUSH SYSTEM FOR LARGE PIPE - BELT BATTERY**

Drain kit includes all pipe fittings with clear vertical pipe for viewing water pressure and removable fitting for easy cleaning.

**NOTE:** Use 1 transition pieces (4381) per tier when using standard pipe watering sections.

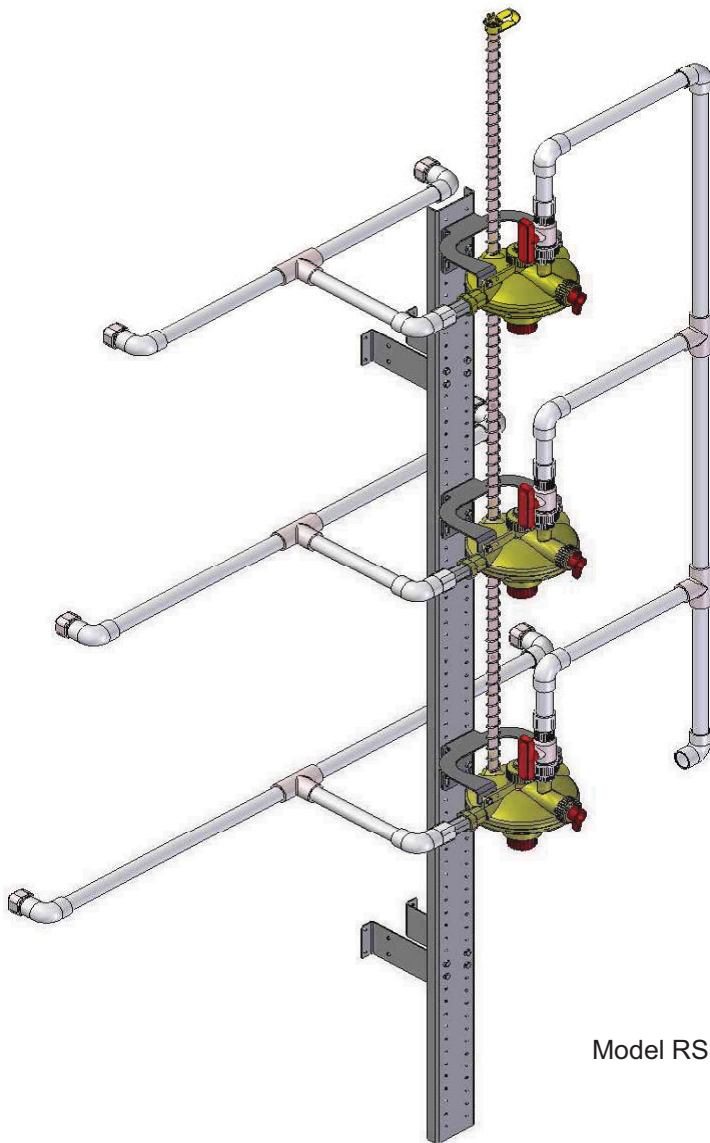
<b>PART NO.</b>	<b>DESCRIPTION</b>	<b>PRICE</b>
DK3T-B	DRAIN KIT 3 TIER BELT BATTERY	143.00
DK4T-B	DRAIN KIT 4 TIER BELT BATTERY	172.00
DK5T-B	DRAIN KIT 5 TIER BELT BATTERY	210.00
DK6T-B	DRAIN KIT 6 TIER BELT BATTERY	226.00
DK7T-B	DRAIN KIT 7 TIER BELT BATTERY	300.00
DK8T-B	DRAIN KIT 8 TIER BELT BATTERY	329.00

## REGULATOR STAND KITS FOR CAGES WITH LARGE PIPE

Regulator stand kits include pressure regulators, ball valves, stand, brackets and plumbing.

**NOTE:** Use 2 transition pieces (4381) per tier when using standard pipe watering sections.

PART NO.	DESCRIPTION	PRICE
RS3T	REGULATOR STAND 3 TIER	610.00
RS4T	REGULATOR STAND 4 TIER	785.00
RS5T	REGULATOR STAND 5 TIER	960.00



Model RS3T shown

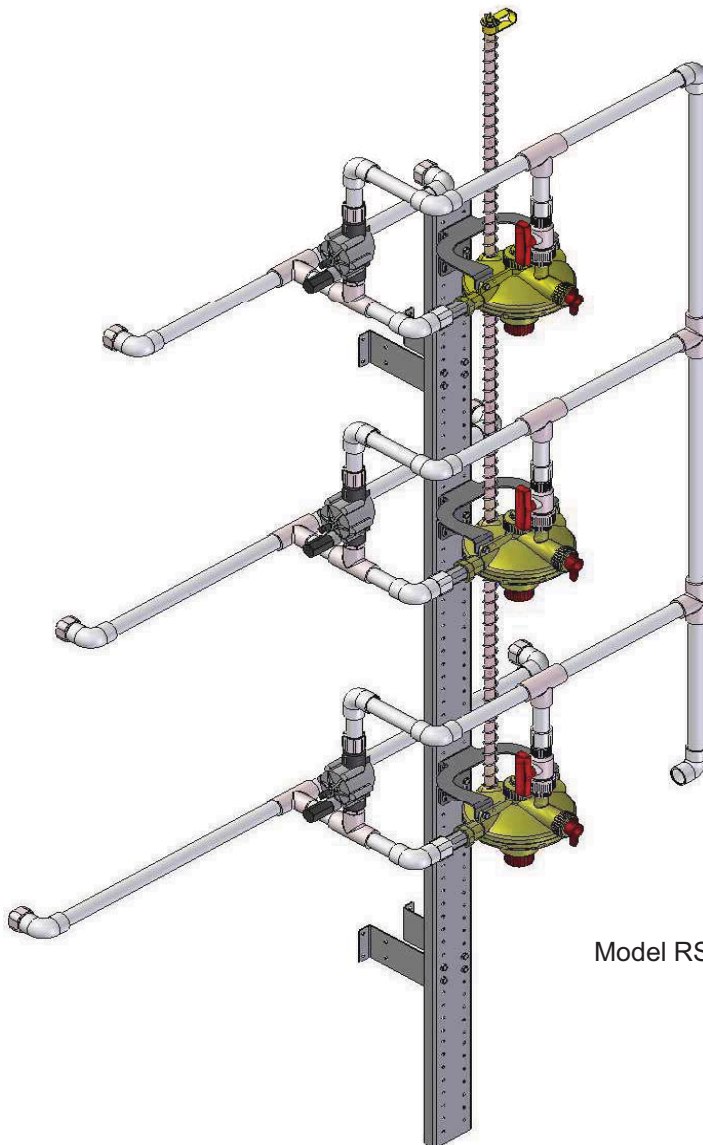
**NOTE:** Use combination of kits for systems taller than 5 tiers.

## REGULATOR STAND KITS FOR CAGES WITH LARGE PIPE

Regulator stand kits include pressure regulators, ball valves, auto flush kits, stand, brackets and plumbing. (Auto-Flush Controller not included)

**NOTE:** Use 2 transition pieces (4381) per tier when using standard pipe watering sections.

PART NO.	DESCRIPTION	PRICE
RS3T-AF	REGULATOR STAND 3 TIER W/ AUTO-FLUSH	808.00
RS4T-AF	REGULATOR STAND 4 TIER W/ AUTO-FLUSH	1066.00
RS5T-AF	REGULATOR STAND 5 TIER W/ AUTO-FLUSH	1309.00



Model RS3T-AF shown

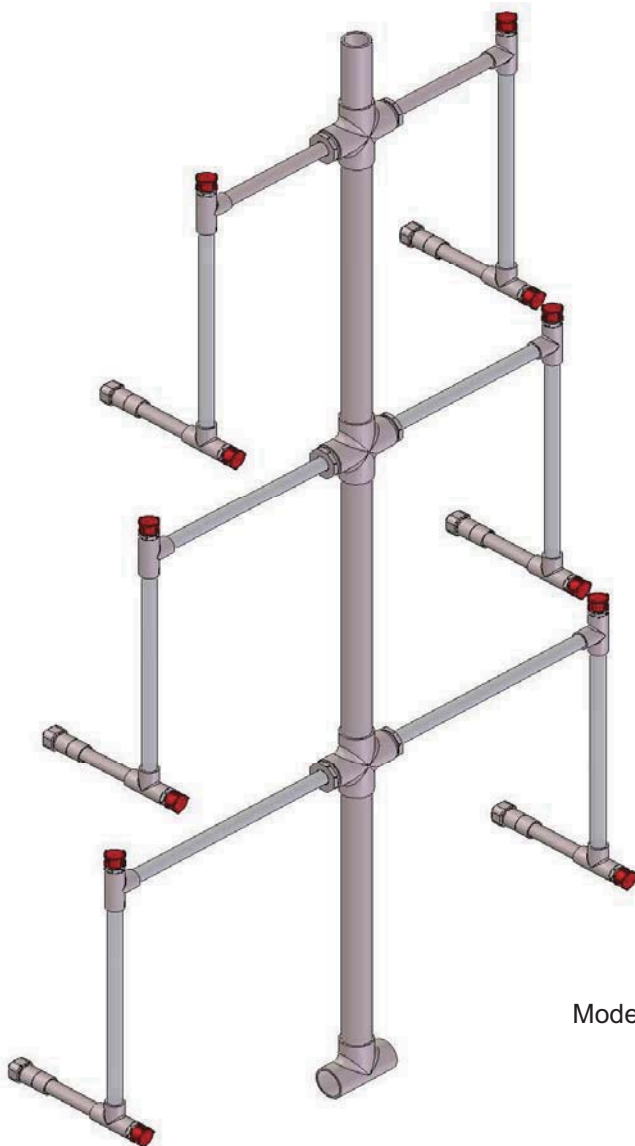
**NOTE:** Use combination of kits for systems taller than 5 tiers.

## DRAIN KIT FOR FLUSH SYSTEMS

Drain kit includes all pipe and fittings as illustrated below with clear vertical pipe for viewing water pressure and removable fitting for easy cleaning.

**NOTE:** Use 2 transition pieces (4381) per tier when using standard pipe watering sections.

PART NO.	DESCRIPTION	PRICE
DK2T	DRAIN KIT 2 TIER	164.00
DK3T	DRAIN KIT 3 TIER	210.00
DK4T	DRAIN KIT 4 TIER	303.00
DK5T	DRAIN KIT 5 TIER	350.00



Model DK3T shown

**NOTE:** Use combination of kits for systems taller than 5 tiers.





# Floor Drinking Component List.

Cutting-Edge Technology for Poultry Production.


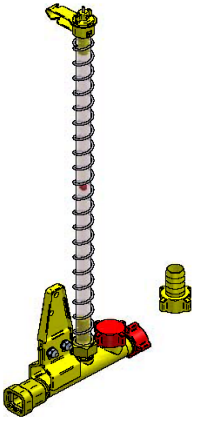
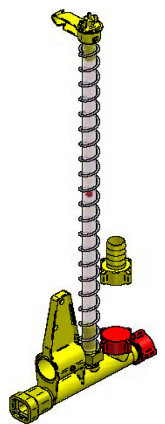
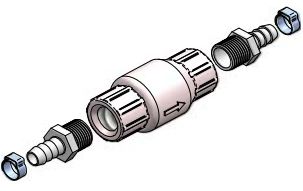
broilers / breeders / pullets



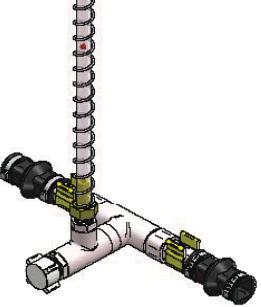
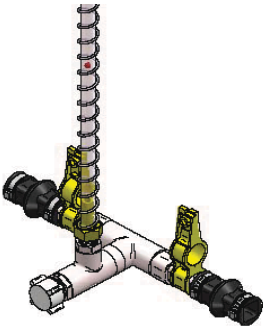
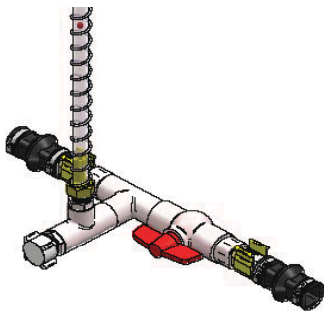
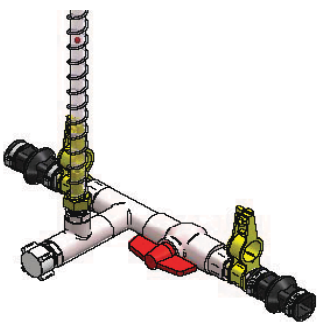
**FLOOR DRINKING COMPONENT LIST - BROILER / BREEDER / PULLET**

	PART NO.	DESCRIPTION	PRICE
	3201-00	PRESSURE REG. 1 <b>OUTLET</b> 22mm PIPE <b>18 INCH STANDPIPE</b>	105.00
	3201-6-00	PRESSURE REG. 1 <b>OUTLET</b> 22mm PIPE <b>24 INCH STANDPIPE</b> (RECOMMENDED FOR LARGE BIRDS)	108.00
	3206-00	PRESSURE REG. 2 <b>OUTLET</b> 22mm PIPE <b>18 INCH STANDPIPE</b>	105.00
	3206-6-00	PRESSURE REG. 2 <b>OUTLET</b> 22mm PIPE <b>24 INCH STANDPIPE</b> (RECOMMENDED FOR LARGE BIRDS)	108.00
	3231-00	PRESSURE REG. 1 <b>OUTLET</b> 28mm LARGE PIPE <b>18 INCH STANDPIPE / LESS SM HANGER</b>	105.00
	3231-6-00	PRESSURE REG. 1 <b>OUTLET</b> 28mm LARGE PIPE <b>24 INCH STANDPIPE / LESS SMALL HANGER</b>  (REQUIRES 3301-00 SMALL HANGER)	108.00
	3301-00	HANGER FOR REGULATOR - SMALL	6.50
	4221	BALL TANK W/FLUSH	108.00


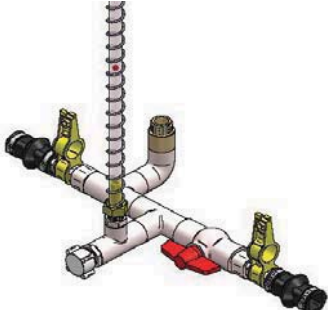

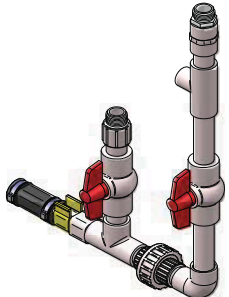
**FLOOR DRINKING COMPONENT LIST - BROILER / BREEDER / PULLET**

	PART NO.	DESCRIPTION	PRICE
	4224	PRESSURE REG. TANK W/ COMPL. FLUSH KIT	89.00
	4255-00	FLUSH BREATHER 22mm PIPE - ALUMINUM	33.25
	4255-6-00	FLUSH BREATHER 22mm PIPE - ALUMINUM <b>WITH 24 IN STANDPIPE</b> <i>(RECOMMENDED FOR LARGE BIRDS)</i>	38.75
	4257-00	FLUSH BREATHER 22mm PIPE - CONDUIT	33.25
	4257-6-00	FLUSH BREATHER 22mm PIPE - CONDUIT <b>WITH 24 IN STANDPIPE</b> <i>(RECOMMENDED FOR LARGE BIRDS)</i>	38.75
	7600150600	CHECK VALVE KIT FOR 0500 HOSE	18.00

**FLOOR DRINKING COMPONENT LIST - BROILER / BREEDER / PULLET**

	PART NO.	DESCRIPTION	PRICE
	302-4-22	INLINE BREATHER FOR 22mm PIPE - ALUMINUM	27.00
	302-6-22	INLINE BREATHER FOR 22mm PIPE - ALUMINUM <b>WITH 24 IN STANDPIPE</b>	32.00
	2302-4-22	INLINE BREATHER FOR 22mm PIPE - CONDUIT	28.00
	2302-6-22	INLINE BREATHER FOR 22mm PIPE - CONDUIT <b>WITH 24 IN STANDPIPE</b>	33.00
	302-4-22-01	MIDLINE SHUT-OFF - 22mm PIPE - ALUMINUM	31.05
	302-6-22-01	MIDLINE SHUT-OFF - 22mm PIPE - ALUMINUM <b>WITH 24 IN STANDPIPE</b>	36.35
	2302-4-22-01	MIDLINE SHUT-OFF - 22mm PIPE - CONDUIT	31.80
	2302-6-22-01	MIDLINE SHUT-OFF - 22mm PIPE - CONDUIT <b>WITH 24 IN STANDPIPE</b>	37.30

# FLOOR DRINKING COMPONENT LIST - BROILER / BREEDER / PULLET

	PART NO.	DESCRIPTION	PRICE
	302-4-22-02	MIDLINE SHUT-OFF W/FLUSH - 22mm PIPE ALUMINUM SUPPORT	36.75
	302-6-22-02	MIDLINE SHUT-OFF W/FLUSH - 22mm PIPE ALUMINUM SUPPORT <b>WITH 24 IN STANDPIPE</b>	41.30
	2302-4-22-02	MIDLINE SHUT-OFF W/FLUSH - 22mm PIPE CONDUIT SUPPORT	37.50
	2302-6-22-02	MIDLINE SHUT-OFF W/FLUSH - 22mm PIPE CONDUIT SUPPORT <b>WITH 24 IN STANDPIPE</b>	42.05
	303	FRONT FLUSH KIT (FOR USE ONLY WITH 4224 TANK)	27.00
	306	FRONT FLUSH KIT-HARD PLUM	30.00

# FLOOR DRINKING COMPONENT LIST - BROILER / BREEDER / PULLET

	PART NO.	DESCRIPTION	PRICE
	0301100201	ALUMINUM SUPPORT <b>BREEDER</b> PUNCHED	17.30
	40681	ALUMINUM SUPPORT <b>STANDARD</b> PUNCHED	13.50
	0301200300	STEEL CONNECTOR ALUMINUM (2 PER SECTION REQUIRED)	0.80
	F9-7-19-2-8	HEX BOLT ZINC 1/4-20 x 0500 (FOR STEEL CONNECTOR)	0.12
	F9-22-19-2-0	HEX NUT ZINC 1/4-20 (FOR STEEL CONNECTOR)	0.05
	002205900	PLASTIC HOLDING CLIP YELLOW	0.54
	00620120	CLAMP NIPPLE PIPE TO PLASSON PROFILE	0.54
	4376-00	HANGER - ALUMINUM SUPPORT RAIL (FOR BROILERS AND BREEDERS)	0.80
	3443-00	DOUBLE HANGER COMPLETE (FOR BREEDERS AND PULLETS)	1.00

**FLOOR DRINKING COMPONENT LIST - BROILER / BREEDER / PULLET**

	PART NO.	DESCRIPTION	PRICE
	40682	CONDUIT SUPPORT BAR	12.25
	4327-00	CONDUIT HANGER 0750 (FOR 40682 CONDUIT) (INSTALL EVERY 2 FT)	0.75
	00620050	CONDUIT HANGER 0750 LARGE (1016 O.D.) (INSTALL EVERY 2 FT)	0.70
	3309-00	CONDUIT ADAPTER 26.7mm	7.75
	3309-10-00	CONDUIT ADAPTER 3/4" PIPE W/10 in CONDUIT (FOR VAL CONDUIT AND BLACK PIPE)	15.00
	4617-01	LITTERGARD CUP RED - LARGE	0.80
	4612-01	LITTERGARD CUP RED - SMALL	0.61
	4622-01	LITTERGARD CUP RED - 1-ARM	0.61

# FLOOR DRINKING COMPONENT LIST - BROILER / BREEDER / PULLET

	PART NO.	DESCRIPTION	PRICE
	4274	SLOPE REDUCER 10cm / 4 INCHES	75.00
	4274-6-00	SLOPE REDUCER 10cm / 4 INCHES / <b>24 IN STAND</b>	80.00
	4275	SLOPE REDUCER 15cm / 6 INCHES	75.00
	4275-6-00	SLOPE REDUCER 15cm / 6 INCHES / <b>24 IN STAND</b>	80.00
	4276	SLOPE REDUCER 20cm / 8 INCHES	75.00
	4276-6-00	SLOPE REDUCER 20cm / 8 INCHES / <b>24 IN STAND</b>	80.00
	0302501301	INSERT FOR SLOPE REDUCER 10CM BLUE	2.68
	0302501300	INSERT FOR SLOPE REDUCER 15CM RED	2.68
	0302501302	INSERT FOR SLOPE REDUCER 20CM BLACK	2.68
	0302501502	PIN FOR SLOPE REDUCER 10CM	16.05
	0302501500	PIN FOR SLOPE REDUCER 15CM	16.05
	0302501501	PIN FOR SLOPE REDUCER 20CM	16.05
	4060-CO	MINI DRINKER W/COMBI ADAPTOR	8.50
	4060-SO	MINI DRINKER W/SS ADAPTOR	8.50
	4059	MINI DRINKER WITHOUT ADAPTOR	7.80

**FLOOR DRINKING COMPONENT LIST - BROILER / BREEDER / PULLET**







	PART NO.	DESCRIPTION	PRICE
	4333-0	NIPPLE ADAPTER FOR SS 4023-4077-4022T	0.56
	4335-0	NIPPLE ADAPTER FOR COMBI 4024-4078	0.56
	4105-07	TUBING BLUE 1/4 IN	0.28
	4309	NIPPLE ADAPTOR (J-LOCK)	0.62
	7600600100	DRILL TOOL W/ FLATS	41.00
	7600600101	SOCKET TOOL FOR STAINLESS NIPPLE	39.00
	0014001100	DRILL TOOL COMBI	52.00



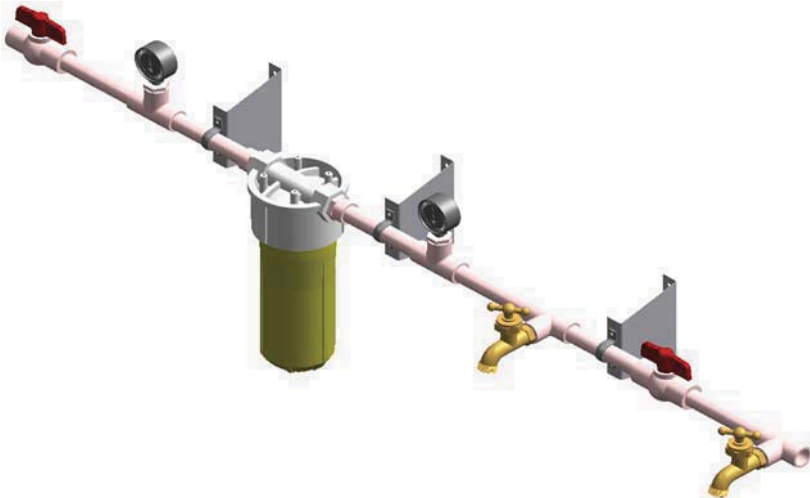



**FLOOR DRINKING COMPONENT LIST - BROILER / BREEDER / PULLET**

	PART NO.	DESCRIPTION	PRICE
	HT4401	HAND TOOL STAINLESS & PLASTIC	11.45
	4254	FLOAT ASSEMBLY FOR BALL TANK	17.12
	4204	FLOAT ASSEMBLY FOR BLACK TANK	18.19
	4437	THREE HOLE STRING ADJUSTER	0.30
	4436	STRING ADJ. CPL.YELLOW	1.00
	3308-00	PLUG FOR REGULATOR OUTLET	2.35
	3303-00	REGULATOR TRANSITION PIECE 22mm	2.75
	3305-00	TRANSITION PIECE ROUND PIPE 3/4 INCH	2.75
	3306-00	TRANSITION PIECE TUBE 3/4 INCH	2.75
	BB4227	CLEANING BRUSH FOR BREATHER	3.95

**FLOOR DRINKING COMPONENT LIST - BROILER / BREEDER / PULLET**

	PART NO.	DESCRIPTION	PRICE
	0013005501	BREATHER PLUG YELLOW	8.03
	3307-00	BREATHER UNIT - 18 IN COMPLETE (INCLUDES HOSE BARB AND FLOAT BALL)	16.05
	3307-6-00	BREATHER UNIT - 24 IN COMPLETE (INCLUDES HOSE BARB AND FLOAT BALL)	21.40
	3307-9-00	BREATHER UNIT - 36 IN COMPLETE (INCLUDES HOSE BARB AND FLOAT BALL)	24.61
	0013200899	BREATHER TUBE FLEXIBLE CLEAR (SOLD BY ROLL - 164 FT)	232.50
	4311-00	HOSE CONN. INS. THREAD 1/2" F. PIPE	0.73
	4215	RUBBER WASHER 1/2 FEMALE THREAD	0.27
	4380	TRANSITION PIECE 22mm M x 28mm F	2.19
	4381	TRANSITION PIECE 22mm x 0750	2.09







**FLOOR DRINKING COMPONENT LIST - BROILER / BREEDER / PULLET**

	PART NO.	DESCRIPTION	PRICE
	WP34	WATER PANEL WITHOUT METER (Includes ball valve, filter, pressure guage and faucet)	250.00
	4229KIT	WATER METER KIT COMPLETE GALLONS	160.00
	4229CM-KIT	WATER METER KIT COMPLETE METRIC	180.00
	4363	EXPANSION CONN W/ 2 CRIMP RINGS ST. PIPE	1.98
	4361	EXPANSION CONNECTOR W/O RINGS ST. PIPE	0.91
	4367	TUBE CONNECTOR WITH RING	2.00
	4365	TUBE CONNECTOR W-O RINGS	1.00

**FLOOR DRINKING COMPONENT LIST - BROILER / BREEDER / PULLET**

	PART NO.	DESCRIPTION	PRICE
	316.3BR	CRIMPING RING FOR CONNECTOR - ST. PIPE	0.60
	16700020	CRIMPING RING FOR FLUSH KIT	0.80
	301.7RD	CRIMPING RING FOR BALL TANK	0.60
	286.7RD	CRIMPING RING FOR BREATHER KIT	0.65
	4414	CRIMPING TOOL	44.00
	P200S	BALL VALVE PVC 0750 SxS	5.56
	P200SU	BALL VALVE PVC 0500 FIPT	25.00
	4405	TANGIT GLUE-TUBE	16.00
	H5020	HAND WINCH 1200 LB	46.01
	H5510	WORM GEAR WINCH 2000 LB	100.00

**FLOOR DRINKING COMPONENT LIST - BROILER / BREEDER / PULLET**

	PART NO.	DESCRIPTION	PRICE
	WC1000	WINCH CRANK	52.00
	H2020	PULLEY NYLON 0875	0.54
	H2000	PULLEY STEEL 2500	3.37
	PULROPE	1/8 NYLON PULLING ROPE	0.11/FT
	H1010	CABLE 0125 / 2,500 FT ROLL	0.16/FT
	H1012	CABLE 0063 / 5,000 FT ROLL	0.10/FT
	H1050	CABLE CLAMP 0125	0.43
	H1040	CABLE CLAMP 01875	0.43

**FLOOR DRINKING COMPONENT LIST - BROILER / BREEDER / PULLET**

	PART NO.	DESCRIPTION	PRICE
	13QA00000A	SHOCKER WIRE SUPPORT - ALUMINUM (1 KIT / DRINKING LINE)	36.00
	7601400100	SHOCKER WIRE SUPPORT - CONDUIT (1 KIT / DRINKING LINE)	30.00
	H7010	ALUMINUM SLEEVE 00625	0.16
	H7020	ALUMINUM SLEEVE 0125	0.18
	H6010	STAKON 0125	0.31
	3806010	S-HOOK	0.31
	7LH250	SCREW HOOK 0250 x 3500	0.48
	SS1000	SHOCKER SPRINGS	2.25

**FLOOR DRINKING COMPONENT LIST - BROILER / BREEDER / PULLET**


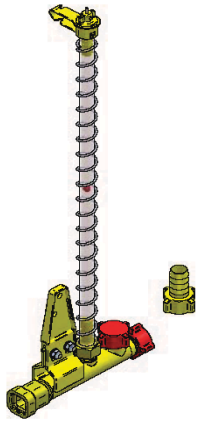
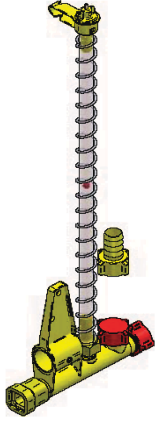
	<b>PART NO.</b>	<b>DESCRIPTION</b>	<b>PRICE</b>
	HK-1B2	HEADER KIT FOR 2 LINES	119.00
	HK-1B3	HEADER KIT FOR 3 LINES	130.00
	HK-1B4	HEADER KIT FOR 4 LINES	144.00
	HK-1B5	HEADER KIT FOR 5 LINES	170.00
	HK-1B6	HEADER KIT FOR 6 LINES	185.00
	HK-2B2	HEADER KIT FOR 2 LINES SPLIT	200.00
	HK-2B3	HEADER KIT FOR 3 LINES SPLIT	228.00
	HK-2B4	HEADER KIT FOR 4 LINES SPLIT	256.00
	HK-2B5	HEADER KIT FOR 5 LINES SPLIT	285.00
	HK-2B6	HEADER KIT FOR 6 LINES SPLIT	316.00
	FDK-1B2	FLUSH DRAIN KIT FOR 2 LINES	66.00
	FDK-1B3	FLUSH DRAIN KIT FOR 3 LINES	105.00
	FDK-1B4	FLUSH DRAIN KIT FOR 4 LINES	132.00
	FDK-1B5	FLUSH DRAIN KIT FOR 5 LINES	160.00
	FDK-1B6	FLUSH DRAIN KIT FOR 6 LINES	188.00

# Turkey Drinking Component List.

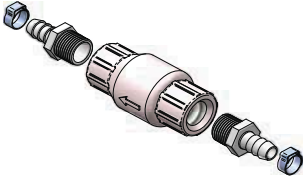
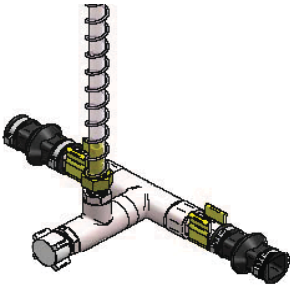
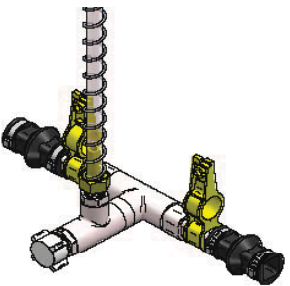

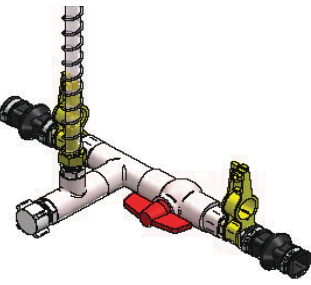
Cutting-Edge Technology for Poultry Production.



# TURKEY DRINKING COMPONENT LIST

	PART NO.	DESCRIPTION	PRICE
	3211-6-00	PRESSURE REG. 1 <b>OUTLET</b> 28mm PIPE <b>24 INCH STANDPIPE</b> (FOR USE WITH EASYLINE ONLY)	107.00
	3216-6-00	PRESSURE REG. 2 <b>OUTLET</b> 28mm PIPE <b>24 INCH STANDPIPE</b> (FOR USE WITH EASYLINE ONLY)	107.00
	4256-6-00	FLUSH BREATHER 28mm PIPE - ALUMINUM <b>WITH 24 IN STANDPIPE</b>	45.00
	4266-6-00	FLUSH BREATHER 28mm PIPE - CONDUIT <b>WITH 24 IN STANDPIPE</b>	45.00

## TURKEY DRINKING COMPONENT LIST

	PART NO.	DESCRIPTION	PRICE
	7600150600	CHECK VALVE KIT FOR 0500 HOSE	18.00
	302-6-28	INLINE BREATHER FOR 28mm PIPE - ALUMINUM WITH 24 IN STANDPIPE	37.95
	2302-6-28	INLINE BREATHER FOR 28mm PIPE - CONDUIT WITH 24 IN STANDPIPE	37.95
	302-6-28-01	MIDLINE SHUT-OFF - 28mm PIPE - ALUMINUM WITH 24 IN STANDPIPE	42.10
	2302-6-28-01	MIDLINE SHUT-OFF - 28mm PIPE - CONDUIT WITH 24 IN STANDPIPE	42.10

# TURKEY DRINKING COMPONENT LIST

	PART NO.	DESCRIPTION	PRICE
	302-6-28-02	MIDLINE SHUT-OFF W/FLUSH - 28mm PIPE ALUMINUM SUPPORT <b>WITH 24 IN STANDPIPE</b>	47.00
	2302-6-28-02	MIDLINE SHUT-OFF W/FLUSH - 22mm PIPE CONDUIT SUPPORT <b>WITH 24 IN STANDPIPE</b>	47.00
	0301101600	ALUMINUM PROFILE - TURKEY	25.00
	0301201100	COUPLING FOR ALUM. PROFILE (TURKEY) (2 PER SECTION REQUIRED)	4.01
	F9-7-19-2-8	HEX BOLT ZINC 1/4-20 x 0500 (FOR STEEL CONNECTOR)	0.12
	F9-22-19-2-0	HEX NUT ZINC 1/4-20 (FOR STEEL CONNECTOR)	0.05

## TURKEY DRINKING COMPONENT LIST

	PART NO.	DESCRIPTION	PRICE
	4397	HANGER TURKEY	1.66
	4386	HOLDING CLIP FOR SQ 28mm PIPE YELLOW	0.83
	40682	CONDUIT SUPPORT BAR	12.25
	4388-00	CONDUIT HANGER 0750 FOR 28mm PIPE USED WITH 40682 CONDUIT (INSTALL EVERY 2 FT)	0.96
	7600160100	REGULATOR CONDUIT BRACKET HD COMPLETE (USE WITH 28mm LARGE PIPE)	18.50
	4274-6-00	SLOPE REDUCER 10cm [4"] W/24" STANDPIPE <b>Requires (2) 4380 transitions for large pipe</b>	80.00
	4275-6-00	SLOPE REDUCER 15cm [6"] W/24" STANDPIPE <b>Requires (2) 4380 transitions for large pipe</b>	80.00
	4276-6-00	SLOPE REDUCER 20cm [8"] W/24" STANDPIPE <b>Requires (2) 4380 transitions for large pipe</b>	80.00
	4380	TRANSITION PIECE 22mm M x 28mm F	2.19






# TURKEY DRINKING COMPONENT LIST

	PART NO.	DESCRIPTION	PRICE
	0302501301	INSERT FOR SLOPE REDUCER 10CM BLUE	2.68
	0302501300	INSERT FOR SLOPE REDUCER 15CM RED	2.68
	0302501302	INSERT FOR SLOPE REDUCER 20CM BLACK	2.68
	0302501502	PIN FOR SLOPE REDUCER 10CM	16.05
	0302501500	PIN FOR SLOPE REDUCER 15CM	16.05
	0302501501	PIN FOR SLOPE REDUCER 20CM	16.05
	4631-1-01	BROOD/HEN FINISHING CUP W/ SS INSERT	8.25
	4630-1-01	TOM FINISHING CUP W/ SS INSERT	8.67
	4632-01	PENDULUM HOLDER RED	2.30
	4634-1-00	STARTER BALL 1-1/8" RED	1.50

## TURKEY DRINKING COMPONENT LIST

	PART NO.	DESCRIPTION	PRICE
	4633	PENDULUM	4.01
	7600600200	TURKEY NIPPLE TOOL	41.73
	4368	EXPANSION CONN W/2 CRIMP RINGS LRG PIPE	3.26
	4385	EXPANSION CONN W/O RINGS LRG PIPE	1.66
	037.6-306R	CRIMPING RING FOR CONNECTOR - LRG PIPE	0.86
	4414	CRIMPING TOOL	44.00

## TURKEY DRINKING COMPONENT LIST

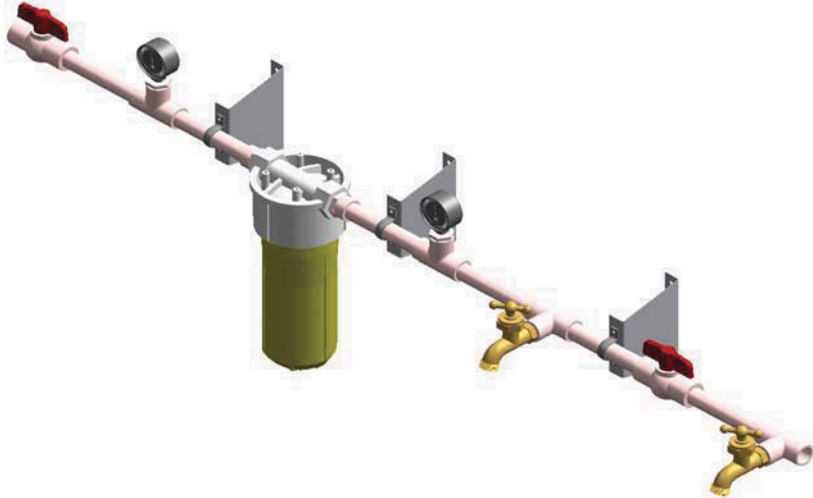



	PART NO.	DESCRIPTION	PRICE
	BB4227	CLEANING BRUSH FOR BREATHER	3.95
	0013005501	BREATHER PLUG YELLOW	8.03
	3307-6-00	BREATHER UNIT - 24 IN COMPLETE (INCLUDES BREATHER HOSE BARB)	21.40
	3307-9-00	BREATHER UNIT - 36 IN COMPLETE (INCLUDES BREATHER HOSE BARB)	24.61
	0013200899	BREATHER TUBE FLEXIBLE CLEAR (SOLD BY ROLL - 164 FT)	232.50
	4311-00	HOSE CONN. INS. THREAD 1/2" F. PIPE	0.73
	4215	RUBBER WASHER 1/2 FEMALE THREAD	0.27

# TURKEY DRINKING COMPONENT LIST

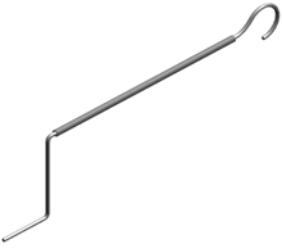





	PART NO.	DESCRIPTION	PRICE
	3308-00	PLUG FOR REGULATOR OUTLET	2.35
	3304-00	REGULATOR TRANSITION PIECE 28mm	4.00
	3305-00	TRANSITION PIECE ROUND PIPE 3/4 INCH	2.75
	3306-00	TRANSITION PIECE TUBE 3/4 INCH	2.75
	4383	TRANSITION PIECE 28mm x 0750	2.09
	3302-00	HANGER FOR TURKEY PROFILE - LARGE	8.00
	4437	THREE HOLE STRING ADJUSTER	0.30
	4436	STRING ADJ. CPL.YELLOW	1.00
	P200S	BALL VALVE PVC 0750 SxS	5.56
	P200SU	BALL VALVE PVC 0500 FIPT	25.00










## TURKEY DRINKING COMPONENT LIST

	PART NO.	DESCRIPTION	PRICE
	WP34	WATER PANEL WITHOUT METER (Includes ball valve, filter, press. guage and faucet)	250.00
	4405	TANGIT GLUE-TUBE	16.00
	4229KIT	WATER METER KIT COMPLETE GALLONS	160.00
	H5020	HAND WINCH 1200 LB	46.01
	H5510	WORM GEAR WINCH 2000 LB	100.00

# TURKEY DRINKING COMPONENT LIST

	PART NO.	DESCRIPTION	PRICE
	WC1000	WINCH CRANK	52.00
	H2020	PULLEY NYLON 0875	0.54
	H2000	PULLEY STEEL 2500	3.37
	PULROPE	1/8 NYLON PULLING ROPE	0.11/FT
	H1010	CABLE 0125 / 2,500 FT ROLL	0.16/FT
	H1012	CABLE 0063 / 5,000 FT ROLL	0.10/FT
	H1050	CABLE CLAMP 0125	0.43
	H1040	CABLE CLAMP 01875	0.43

## TURKEY DRINKING COMPONENT LIST

	PART NO.	DESCRIPTION	PRICE
	13QB00000A	SHOCKER WIRE SUPPORT - TURKEY (1 KIT / DRINKING LINE)	36.00
	7601400100	SHOCKER WIRE SUPPORT - CONDUIT (1 KIT / DRINKING LINE)	30.00
	H7010	ALUMINUM SLEEVE 00625	0.16
	H7020	ALUMINUM SLEEVE 0125	0.18
	H6010	STAKON 0125	0.31
	3806010	S-HOOK	0.31
	7LH250	SCREW HOOK 0250 x 3500	0.48
	SS1000	SHOCKER SPRINGS	2.25




**TURKEY DRINKING COMPONENT LIST**

	<b>PART NO.</b>	<b>DESCRIPTION</b>	<b>PRICE</b>
	HK-1B2	HEADER KIT FOR 2 LINES	119.00
	HK-1B3	HEADER KIT FOR 3 LINES	130.00
	HK-1B4	HEADER KIT FOR 4 LINES	144.00
	HK-1B5	HEADER KIT FOR 5 LINES	170.00
	HK-1B6	HEADER KIT FOR 6 LINES	185.00
	HK-2B2	HEADER KIT FOR 2 LINES SPLIT	200.00
	HK-2B3	HEADER KIT FOR 3 LINES SPLIT	228.00
	HK-2B4	HEADER KIT FOR 4 LINES SPLIT	256.00
	HK-2B5	HEADER KIT FOR 5 LINES SPLIT	285.00
	HK-2B6	HEADER KIT FOR 6 LINES SPLIT	316.00
	FDK-1B2	FLUSH DRAIN KIT FOR 2 LINES	66.00
	FDK-1B3	FLUSH DRAIN KIT FOR 3 LINES	105.00
	FDK-1B4	FLUSH DRAIN KIT FOR 4 LINES	132.00
	FDK-1B5	FLUSH DRAIN KIT FOR 5 LINES	160.00
	FDK-1B6	FLUSH DRAIN KIT FOR 6 LINES	188.00





# Cage Drinking Component List.

Cutting-Edge Technology for Poultry Production.

**CAGE DRINKING COMPONENT LIST**

	PART NO.	DESCRIPTION	PRICE
	3221-00	PRESSURE REGULATOR FOR 22mm PIPE	105.00
	3231-00	PRESSURE REGULATOR FOR 28mm PIPE	105.00
	4221	BALL TANK W/FLUSH	108.00
	4247-1	INLINE BREATHER 1 TRANS.	20.00
	4247-2	INLINE BREATHER W/2 LARGE TRANSITIONS	22.00

**CAGE DRINKING COMPONENT LIST**






	PART NO.	DESCRIPTION	PRICE
	0302101300	TWIST PROTECTOR	4.28
	DV-075	WATER VALVE 3/4-IN FPT	50.29
	0012700700	PIPE STAND 35mm (1-3/8 IN)	0.48
	0012700701	PIPE STAND 57mm (2-1/4 IN)	0.54
	PS100	PIPE SUPPORT 1"	0.50
	PS138	PIPE SUPPORT 1 3/8"	0.45
	7600300200	PIPE CLIP SQUARE 28MM	0.21
	FCD01	METAL CLIP (SMALL PIPE)	0.19
	FCD02	METAL CLIP (LARGE PIPE)	0.19

## CAGE DRINKING COMPONENT LIST

	PART NO.	DESCRIPTION	PRICE
	4274	SLOPE REDUCER 10cm / 4 INCHES <i>Requires (2) 4380 transitions for large pipe</i>	75.00
	4275	SLOPE REDUCER 15cm / 6 INCHES <i>Requires (2) 4380 transitions for large pipe</i>	75.00
	4276	SLOPE REDUCER 20cm / 8 INCHES <i>Requires (2) 4380 transitions for large pipe</i>	75.00
	4380	TRANSITION PIECE 22mm M x 28mm F	2.19
	0302501301	INSERT FOR SLOPE REDUCER 10CM BLUE	2.68
	0302501300	INSERT FOR SLOPE REDUCER 15CM RED	2.68
	0302501302	INSERT FOR SLOPE REDUCER 20CM BLACK	2.68
	0302501502	PIN FOR SLOPE REDUCER 10CM	16.05
	0302501500	PIN FOR SLOPE REDUCER 15CM	16.05
	0302501501	PIN FOR SLOPE REDUCER 20CM	16.05



**CAGE DRINKING COMPONENT LIST**

	PART NO.	DESCRIPTION	PRICE
	4338	ADJUSTABLE BRACKET FOR CAGE	2.35
	4339	SLIDING FRAME FOR ADJ HANGER	2.03
	4340	SLIDING FRAME FOR NIPPLE PIPE	2.03
	4105-07	TUBING BLUE 1/4 IN	0.28
	4337	HOOK AND PULL ROPE COMPLETE	1.34
	4372	HOSE BARB WHITE	0.51








**CAGE DRINKING COMPONENT LIST**

	PART NO.	DESCRIPTION	PRICE
	4309	NIPPLE ADAPTOR (J-LOCK)	0.62
	4357	PLUG FOR NIPPLE HOLE 0125	0.80
	4436	STRING ADJ. CPL.YELLOW	1.00
	00620130	SPLASHGUARD	0.48
	HT4401	HAND TOOL STAINLESS & PLASTIC	11.45
	7600600100	DRILL TOOL W/ FLATS	41.00
	7600600101	SOCKET TOOL FOR STAINLESS NIPPLE	39.00
	0014001100	DRILL TOOL COMBI	52.00








**CAGE DRINKING COMPONENT LIST**

	PART NO.	DESCRIPTION	PRICE
	4363	EXPANSION CONN W/ 2 CRIMP RINGS ST. PIPE	1.98
	4361	EXPANSION CONNECTOR W/O RINGS ST. PIPE	0.91
	4368	EXPANSION CONN W/2 CRIMP RINGS LRG PIPE	3.26
	4385	EXPANSION CONN W/O RINGS LRG PIPE	1.66
	316.3BR	CRIMPING RING FOR CONNECTOR - ST. PIPE	0.60
	037.6-306R	CRIMPING RING FOR CONNECTOR - LRG PIPE	0.86
	16700020	CRIMPING RING FOR FLUSH KIT	0.80
	301.7RD	CRIMPING RING FOR BALL TANK	0.60
	286.7RD	CRIMPING RING FOR BREATHER KIT	0.65
	4414	CRIMPING TOOL	44.00
	4103	RIGID TUBING CLEAR - 0750 (FOR USE IN DRAIN KITS)	1.39/FT
	0013005501	BREATHER PLUG YELLOW	8.03

**CAGE DRINKING COMPONENT LIST**

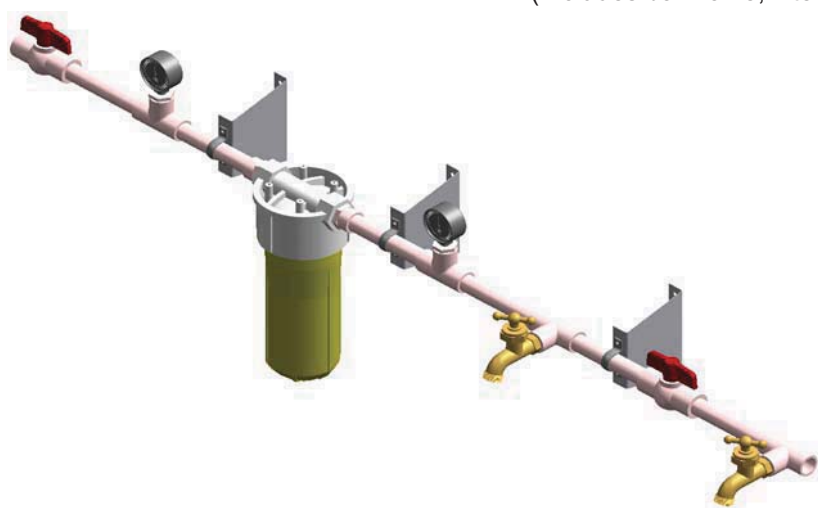
	PART NO.	DESCRIPTION	PRICE
	3307-00	BREATHER UNIT - 18 IN COMPLETE (INCLUDES BREATHER HOSE BARB)	16.05
	4311-00	HOSE CONN. INS. THREAD 1/2" F. PIPE	0.70
	4215	RUBBER WASHER 1/2 FEMALE THREAD	0.27
	3308-00	PLUG FOR REGULATOR OUTLET	2.35
	3303-00	REGULATOR TRANSITION PIECE 22mm	2.75
	3304-00	REGULATOR TRANSITION PIECE 28mm	3.64
	3305-00	TRANSITION PIECE ROUND PIPE 3/4 INCH	2.75
	3306-00	TRANSITION PIECE TUBE 3/4 INCH	2.75
	BB4227	CLEANING BRUSH FOR BREATHER	4.00

## CAGE DRINKING COMPONENT LIST

	PART NO.	DESCRIPTION	PRICE
	4254	FLOAT ASSEMBLY FOR BALL TANK	17.12
	4204	FLOAT ASSEMBLY FOR BLACK TANK	18.19
	P200S	BALL VALVE PVC 0750 SxS	5.56
	P200SU	BALL VALVE PVC 0500 FIPT	25.00
	4381	TRANSITION PIECE 22mm x 0750	2.09
	4383	TRANSITION PIECE 28mm x 0750	2.14
	4405	TANGIT GLUE-TUBE	16.00
	4229KIT	WATER METER KIT COMPLETE GALLONS	160.00
	4229CM-KIT	WATER METER KIT COMPLETE METRIC	180.00
	BPUL	WATER METER W/PULSER (REQUIRES 2 <b>CON016P</b> CONNECTORS)	360.00
	CON016P	3/4" POLY CONN. FOR METER	9.00

**CAGE DRINKING COMPONENT LIST**

PART NO.	DESCRIPTION	PRICE
WP34	WATER PANEL WITHOUT METER (Includes ball valve, filter, pressure guage and faucet)	250.00



# Curve Conveyor Systems.

Cutting-Edge Technology for Poultry Production.

## CURVE CONVEYING COMPONENTS

	TYPE	PART NO.	DESCRIPTION	PRICE
	T250	N/A	FRONT DRIVE UNIT	N/A
	T350	4840		4115.00
	T500	4801		4200.00
	T750	4870		4500.00
	T1000	5401		please call
	T250	N/A	TRANSFER DRIVE UNIT	N/A
	T350	N/A		N/A
	T500	4839-0		4485.00
	T750	4899-0		5500.00
	T1000	5439-0		please call
	T250	4901	MINI DRIVE UNIT	1975.00
	T350	4841		1995.00
	T500	4802		2115.00
	T750	4871		2190.00
	T1000	5402		please call
	T250	4935	INTERMEDIATE DRIVE UNIT	2550.00
	T350	4868		2575.00
	T500	4835		2580.00
	T750	4898		2585.00
	T1000	5435		please call
	T250	N/A	END DRIVE UNIT	N/A
	T350	4842		2887.00
	T500	4803		2947.00
	T750	4872		3035.00
	T1000			please call








## CURVE CONVEYING COMPONENTS

	TYPE	PART NO.	DESCRIPTION	PRICE
	T250	4905	PIVOTING UNIT	350.00
	T350	4844		355.00
	T500	4805		360.00
	T750	4874		365.00
	T1000	5405		please call
	T250	4906	ENDPIECE WITH TENSIONER	545.00
	T350	4845		555.00
	T500	4806		560.00
	T750	4875		635.00
	T1000			please call
	T250	4907	END UNIT	390.00
	T350	4846		400.00
	T500	4807		410.00
	T750	4876		440.00
	T1000	5407		please call
	T250	1860050210	IDLER UNIT WITH TRANSFER WHEEL	1365.00
	T350	1870050210		1375.00
	T500	1850050210		1450.00
	T750	1880050210		1555.00
	T1000	1910050210		please call
	T250	1860055001	BOLT-IN TENSIONER	1650.00
	T350	1870055001		1775.00
	T500	1850055001		1800.00
	T750	1880055001		1900.00
	T1000	1910055001		please call
	T250	N/A	TELESCOPIC UNIT	N/A
	T350	4865		4600.00
	T500	4830		4650.00
	T750	4890		4750.00
	T1000	N/A		N/A




## CURVE CONVEYING COMPONENTS

	TYPE	PART NO.	DESCRIPTION	PRICE
		4819	CROSS STRUT FOR TELESCOPIC UNIT	175.00
	T250 T350 T500 T750 T1000	4908 4847 4808 4877 N/A	CONNECTING PART CLOSED- <b>3 METER</b>	525.00 535.00 580.00 600.00 N/A
	T250 T350 T500 T750 T1000	4909 4848 4809 4878 5409	CONNECTING PART CLOSED - <b>2 METER</b>	480.00 490.00 535.00 590.00 please call
	T250 T350 T500 T750 T1000	4910 4849 4810 N/A N/A	CONNECTING PART OPEN - <b>3 METER</b>	660.00 665.00 670.00 N/A N/A
	T250 T350 T500 T750 T1000	4911 4850 4811 4880 N/A	CONNECTING PART OPEN - <b>2 METER</b>	460.00 465.00 470.00 475.00 N/A
	T250 T350 T500 T750 T1000	4915 4750 4714 4780 N/A	DIRT PLATE - 1m WIDE	75.00 78.00 82.00 108.00 N/A

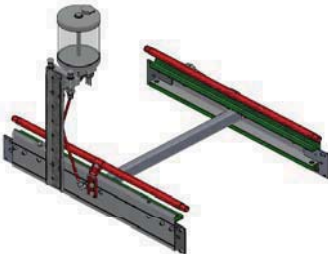
## CURVE CONVEYING COMPONENTS

	TYPE	PART NO.	DESCRIPTION	PRICE
	T250	4912	BEND 90 DEGREE	925.00
	T350	4851		1000.00
	T500	4812		1195.00
	T750	4881		1645.00
	T1000	N/A		N/A
	T250	4913	BEND 45 DEGREE	750.00
	T350	4852		775.00
	T500	4813		930.00
	T750	4882		1150.00
	T1000	N/A		N/A
		4815	FLOOR SUPPORT - SHORT (MAX. 12.60 IN / MIN. 7.50 IN)	60.00
	T250	4916	FLOOR SUPPORT - MIDDLE (MAX. 19.30 IN / MIN. 12.20 IN)	110.00
	T350	4855		112.00
	T500	4816		118.00
	T750	4885		125.00
	T1000	N/A		N/A
		4918	SUPPORT - 39 IN SUPPORT - 78 IN SUPPORT - 97 IN	115.00
		4919		155.00
		4920		188.00


## CURVE CONVEYING COMPONENTS

	TYPE	PART NO.	DESCRIPTION	PRICE
	T250	4921	CONVEYOR CHAIN - STANDARD (10m ROLL)	1240.00
	T350	4861		1300.00
	T500	4821		1385.00
	T750	4891		1585.00
	T1000	5421		please call
	T250	5921	CONVEYOR CHAIN - HYBRID (10m ROLL)	2555.00
	T350	N/A		N/A
	T500	5821		2590.00
	T750	5892		3775.00
	T1000	5461		please call
	T250	N/A	CONVEYOR CHAIN - PLASTIC COVERED (10m ROLL)	N/A
	T350	N/A		N/A
	T500	4832		2035.00
	T750	4892		2190.00
	T1000	N/A		N/A
	T250	4924	CLOSING ROD - STANDARD	15.50
	T350	4864		16.25
	T500	4824		18.50
	T750	4894		19.75
	T1000	5423		26.00
	T250	5924	CLOSING ROD - HYBRID	25.00
	T350	N/A		N/A
	T500	5824		25.50
	T750	5894		26.00
	T1000	5464		28.75
	T250	N/A	CLOSING ROD - PLASTIC COATED	N/A
	T350	N/A		N/A
	T500	4833		19.00
	T750	4893		21.00
	T1000	N/A		N/A

## CURVE CONVEYING COMPONENTS

	TYPE	PART NO.	DESCRIPTION	PRICE
		1855400402	SECURITY ELEMENT - 1 PAIR	0.86
	T250 T350 T500 T750 T1000	N/A N/A 4824-1 4894-1 5423-1	CLOSING ROD - STANDARD W/ SCREW	N/A N/A 88.50 89.00 91.00
	T250	7051271100 7051271200	TOP DRIP OILER - <b>120V</b> TOP DRIP OILER - <b>240V</b>	918.00 918.00
	T350	7061271100 7061271200	TOP DRIP OILER - <b>120V</b> TOP DRIP OILER - <b>240V</b>	920.00 920.00
	T500	7071271100 7071271200	TOP DRIP OILER - <b>120V</b> TOP DRIP OILER - <b>240V</b>	922.00 922.00
	T750	7081271100 7081271200	TOP DRIP OILER - <b>120V</b> TOP DRIP OILER - <b>240V</b>	925.00 925.00
	T250	7051272100 7051272200	TANDEM DRIP OILER - <b>120V</b> TANDEM DRIP OILER - <b>240V</b>	1640.00 1640.00
	T350	7061272100 7061272200	TANDEM DRIP OILER - <b>120V</b> TANDEM DRIP OILER - <b>240V</b>	1645.00 1645.00
	T500	7071272100 7071272200	TANDEM DRIP OILER - <b>120V</b> TANDEM DRIP OILER - <b>240V</b>	1650.00 1650.00
	T750	7081272100 7081272200	TANDEM DRIP OILER - <b>120V</b> TANDEM DRIP OILER - <b>240V</b>	1655.00 1655.00
	T250 T350 T500 T750 T1000	N/A 4858 4828 4888 N/A	GUIDE UNIT	110.00 112.00 122.00 N/A

## CURVE CONVEYING COMPONENTS

	TYPE	PART NO.	DESCRIPTION	PRICE
	T250	N/A	DIVERTER ASSEMBLY	N/A
	T350	7061700100	(60 IN DIVERTER)	715.00
	T500	7071700100		720.00
	T750	7081700200		725.00
	T1000	7091700100		735.00

**CURVE CONVEYOR SPARE PARTS***ELECTRIC MOTORS*

<b>PART NO.</b>	<b>DESCRIPTION</b>	<b>PRICE</b>
G580	MOTOR 1/3 HP, 3PH, 60Hz, 208-230/460V, INV DUTY	425.00
G581	MOTOR 1/2 HP, 3PH, 60Hz, 208-230/460V, INV DUTY	471.00

<b>PART NO.</b>	<b>DESCRIPTION</b>	<b>PRICE</b>
G513	MOTOR 1/3 HP, 1PH, 60Hz, 115/208-230V	382.00
G515	MOTOR 1/2 HP, 1PH, 60Hz, 115/208-230V	440.00

*GEAR REDUCERS*

<b>PART NO.</b>	<b>DESCRIPTION</b>	<b>CONV. SPEED</b>	<b>PRICE</b>
S-87.3	STOBER UNIT 87.3:1	25.25 ft/min	1950.00
S69.7	STOBER GEAR BOX 69.7	31.63 ft/min	2205.00

**CURVE CONVEYOR SPARE PARTS****COMMON SPARE PARTS**

<b>PART NO.</b>	<b>DESCRIPTION</b>	<b>PRICE</b>
7050010200	MAIN DRIVING SPROCKET	339.00
1855005501	FLANGE COMPLETE FOR MAIN DRIVE	190.00
1855005502	FLANGE CPL FOR INT DRIVE	195.00
3410205	FLANGE BEARING COMPLETE	100.00
2743070	PARALLEL KEY 8x7x28-6885	1.82
7050010300	INTERMEDIATE DRIVE SPROCKET	331.00
1855160501	CHAINSLIDEWAY - HARDENED STEEL	80.00
1855160708	CHAIN GUIDE LEFT INTERM. DRIVE	45.00
1855160709	CHAIN GUIDE RIGHT INTERM. DRIVE	45.00
1851000600	SIDESHEET COMPLETE-INT. DRIVE	350.00
1855200701	SLIDING SHOE	3.00
1855160802	PRESSURE PAD	25.00
1855200901	CAPPING RED 3 METER	31.00
1855250600	THREAD PLATE FOR CONN. PART	8.50
1855400402	SECURITY ELEMENT YELLOW - PAIR	0.86
1U725-120	DRIP OILER & VALVE 120V	650.00
1U725-240	DRIP OILER & VALVE 240V	640.00
835380	SOLENOID ASSY FOR 1U725 120V	230.00
835381	SOLENOID ASSY FOR 1U725 240V	275.00
1855000403	SIDE SHEET COMPLETE	160.00

**TYPE 250 SPARE PARTS**

<b>PART NO.</b>	<b>DESCRIPTION</b>	<b>PRICE</b>
1865001102	DISCHARGE WHEEL CPL TYPE 250	129.00
1865160101	DRIVE SHAFT TYPE 250	150.00
1865001003	TRANSFER CPL. 250 NEW STYLE	45.00
1865001005	TRANSFER CPL. 5" TYPE 250	70.00
1865001006	TRANSFER CPL. 7" TYPE 250	75.00

**TYPE 500 SPARE PARTS**

<b>PART NO.</b>	<b>DESCRIPTION</b>	<b>PRICE</b>
1855001102	DISCHARGE WHEEL CPL TYPE 500	140.00
1855160101	DRIVE SHAFT TYPE 500	170.00
1855001003	TRANSFER CPL. TYPE-500	88.00
1855001005	TRANSFER CPL. 5" TYPE 500	98.00
1855001006	TRANSFER CPL. 7" TYPE 500	99.00
1855000500	CLEANING BRUSH COMPLETE-500	80.00



**CURVE CONVEYOR SPARE PARTS****TYPE 750 SPARE PARTS**

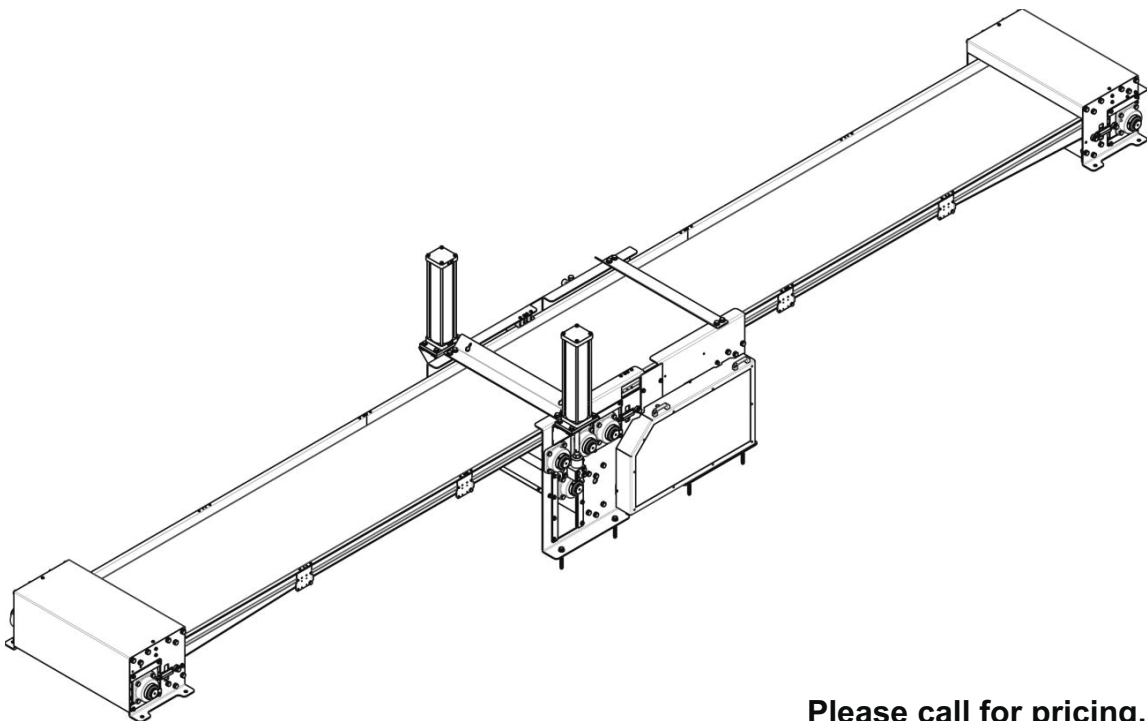
<b>PART NO.</b>	<b>DESCRIPTION</b>	<b>PRICE</b>
1885001102	DISCHARGE WHEEL CPL TYPE 750	180.00
1885160101	DRIVE SHAFT TYPE 750	190.00
1885001003	TRANSFER CPL 750	80.00
1885001005	TRANSFER CPL. 5" TYPE 750	82.00
1885001006	TRANSFER CPL. 7" TYPE 750	95.00
1885000500	CLEANING BRUSH COMPLETE-750	120.00

**TYPE 1000 SPARE PARTS**

<b>PART NO.</b>	<b>DESCRIPTION</b>	<b>PRICE</b>
1915001102	DISCHARGE WHEEL COMPLETE TYPE 1000	call for pricing
1915160101	DRIVE SHAFT TYPE 1000	
1915001005	TRANSFER CPL. 5" TYPE 1000	
1915001006	TRANSFER CPL. 7" TYPE 1000	
1915000500	CLEANING BRUSH COMPLETE -1000	

# Belt Conveyor Systems.

Cutting-Edge Technology for Poultry Production.

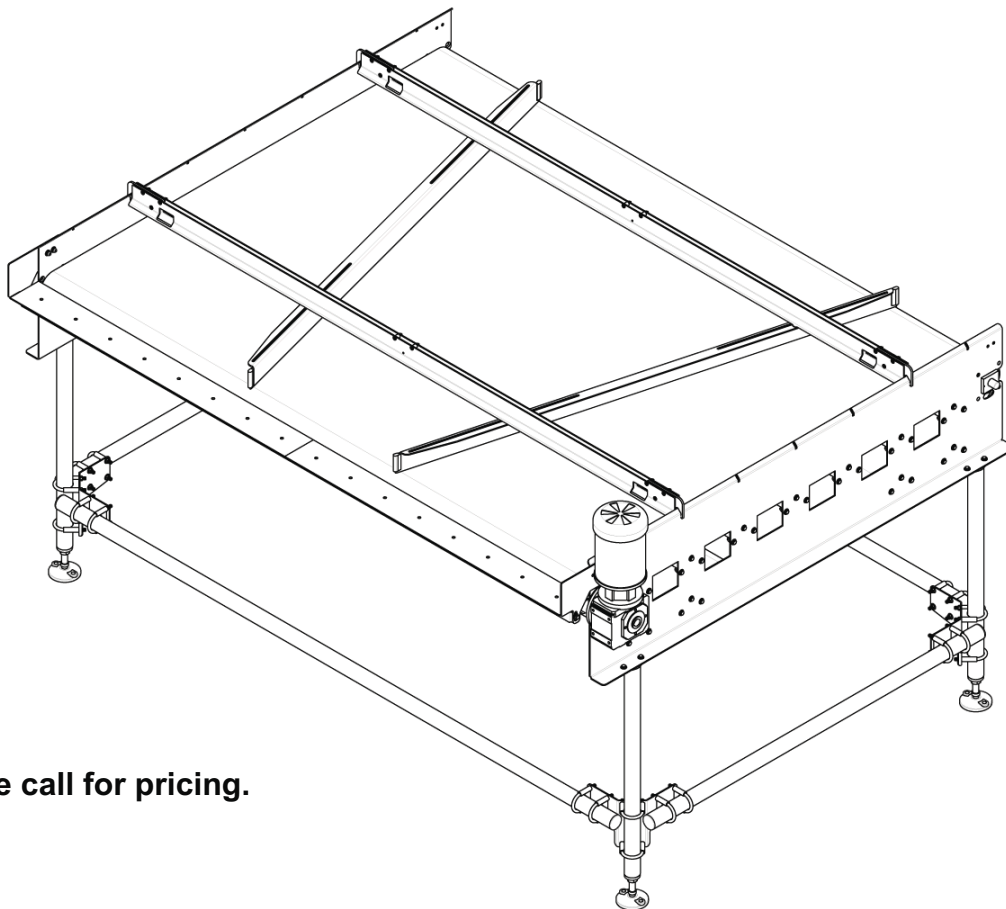


**Please call for pricing.**

For Technical product information please visit our website at **[www.lubingusa.com](http://www.lubingusa.com)**

# Accumulator Table Systems.

Cutting-Edge Technology for Poultry Production.



**Please call for pricing.**

For Technical product information please visit our website at **[www.lubingusa.com](http://www.lubingusa.com)**

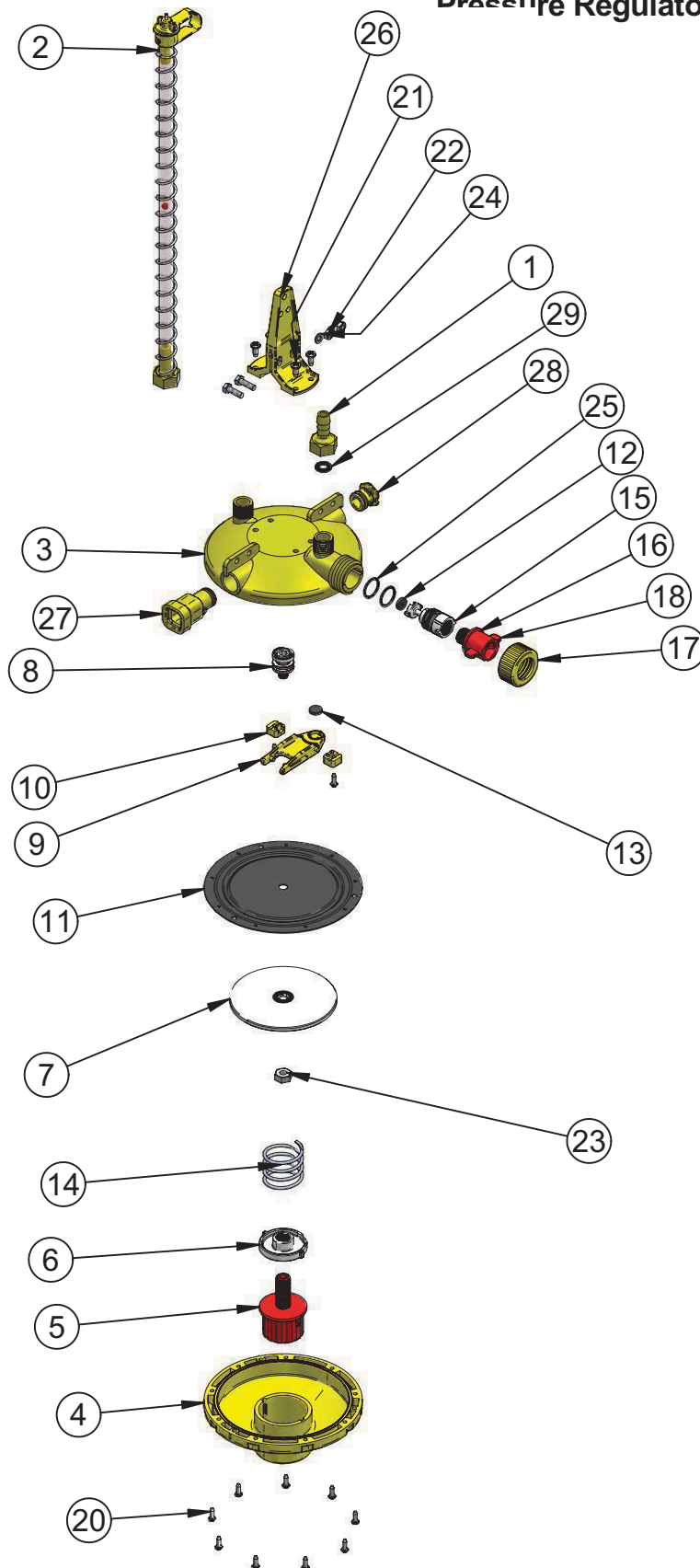
# Technical Information

Cutting-Edge Technology for Poultry Production.

For manuals and complete list of exploded products please visit the technical section of our website at ***[www.lubingusa.com](http://www.lubingusa.com)***

For technical product information please visit our website at ***[www.lubingusa.com](http://www.lubingusa.com)***.

## Pressure Regulator / Part # 3201-00



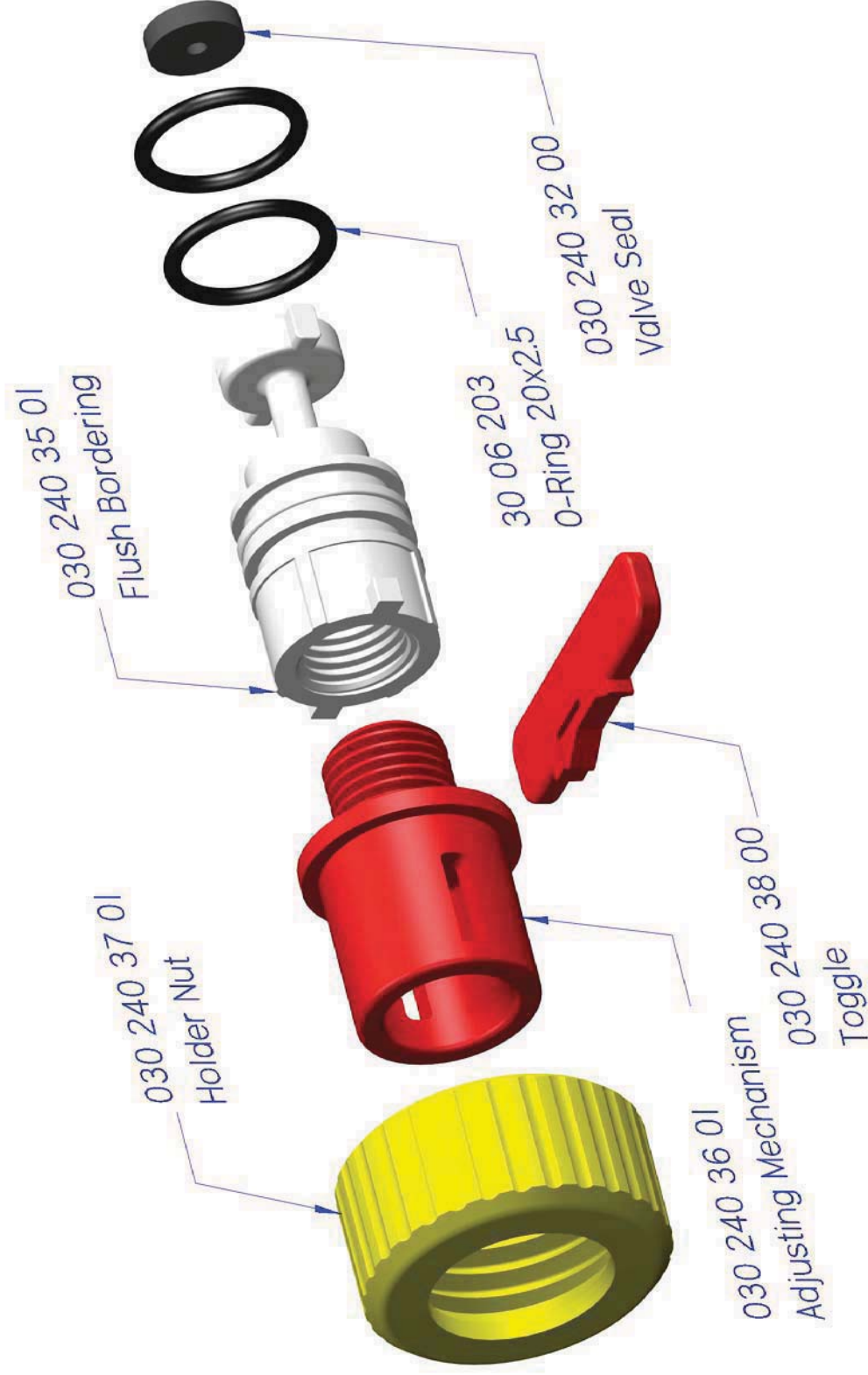


Lubing Systems, L.P.  
135 Corporate Drive SW  
Cleveland, TN 37311 • USA

# TECHNICAL

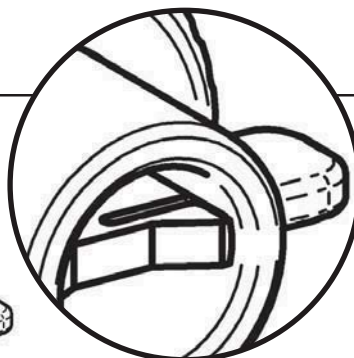
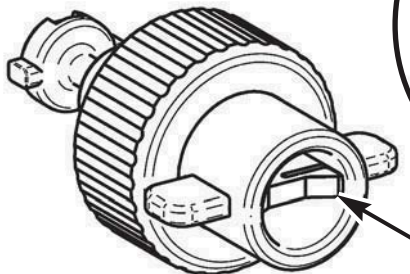
## Pressure Regulator / Part # 3201-00

Item Number	Quantity	Part Number	Description
1	1	001 370 17 01	Hose Connector
2	1	030 200 22 00	450mm Breather Unit Top
3	1	030 240 20 02	Upper Part
4	1	030 240 21 01	Bottom Part
5	1	030 240 22 00	Adjustment Wheel
6	1	030 240 23 00	Adjustment Nut
7	1	030 240 24 00	Diaphragm Plate
8	1	030 240 25 00	Lever Operation
9	1	030 240 26 01	Valve Lever
10	2	030 240 27 01	Lever Collet
11	1	030 240 28 00	Diaphragm
12	1	030 240 32 00	Valve Seal
13	1	030 240 32 01	Valve Seal
14	1	030 240 33 00	Pressure Spring
15	1	030 240 35 01	Flush Bordering
16	1	030 240 36 01	Adjusting Mechanism
17	1	030 240 37 01	Holder Nut
18	1	030 240 38 00	Toggle
19	2	21 56 069	Hex Screw M6 x 20 DIN 933
20	11	23 80 224	Slotted Pan Head Screw BZ4.2x13 DIN 7981
21	4	23 80 238	Slotted Pan Head Screw BZ5.5x13 DIN 7981
22	2	25 15 105	Hex Nut M6 DIN 934
23	1	25 15 154	Hex Nut M10-934
24	2	26 02 109	Flat Washer M6.4
25	2	30 06 203	O-Ring 20x2.5
26	1	3301-00	Profile Collet
27	1	3303-00	Transition Piece Complete
28	1	3308-00	Plug Complete
29	1	4215	Washer 1/2-in Inside



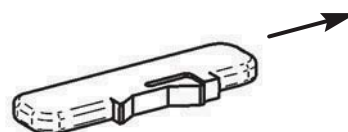

### Removing the Holder Nut Assembly

**1**



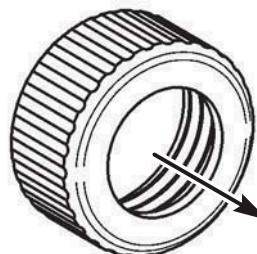

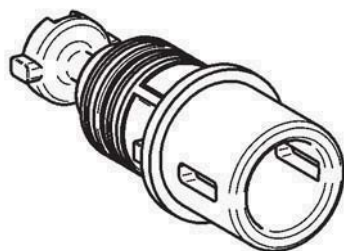
Press down on the  
slotted tab with thumb.

**2**



Slide the toggle out of  
the adjusting mechanism.

**3**



Remove the  
holder nut.






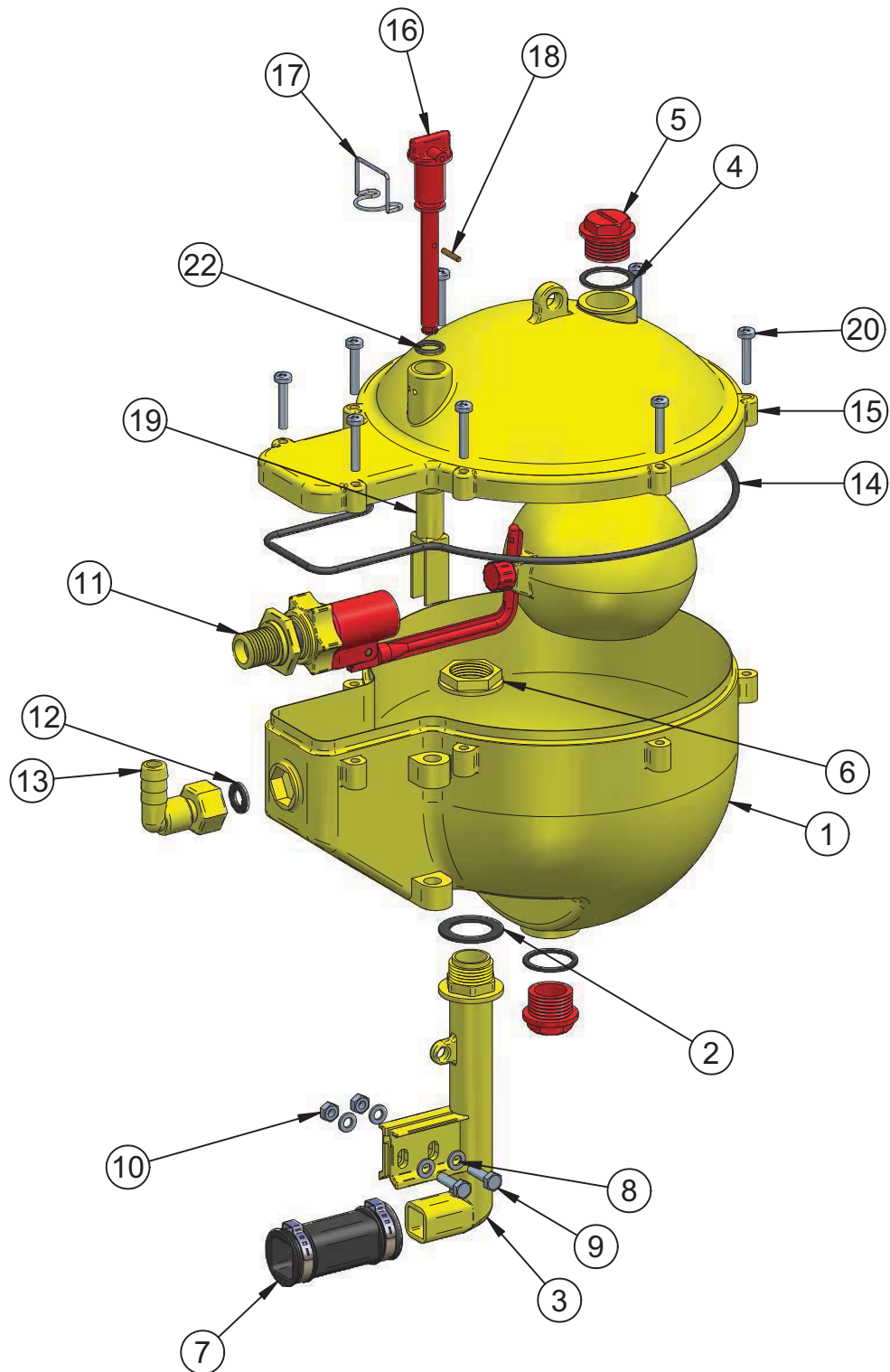
Lubing Systems, L.P.  
135 Corporate Drive SW  
Cleveland, TN 37311 • USA

# TECHNICAL

## Ball Tank With Flush System / Part # 4221



## Ball Tank With Flush System / Part # 4221





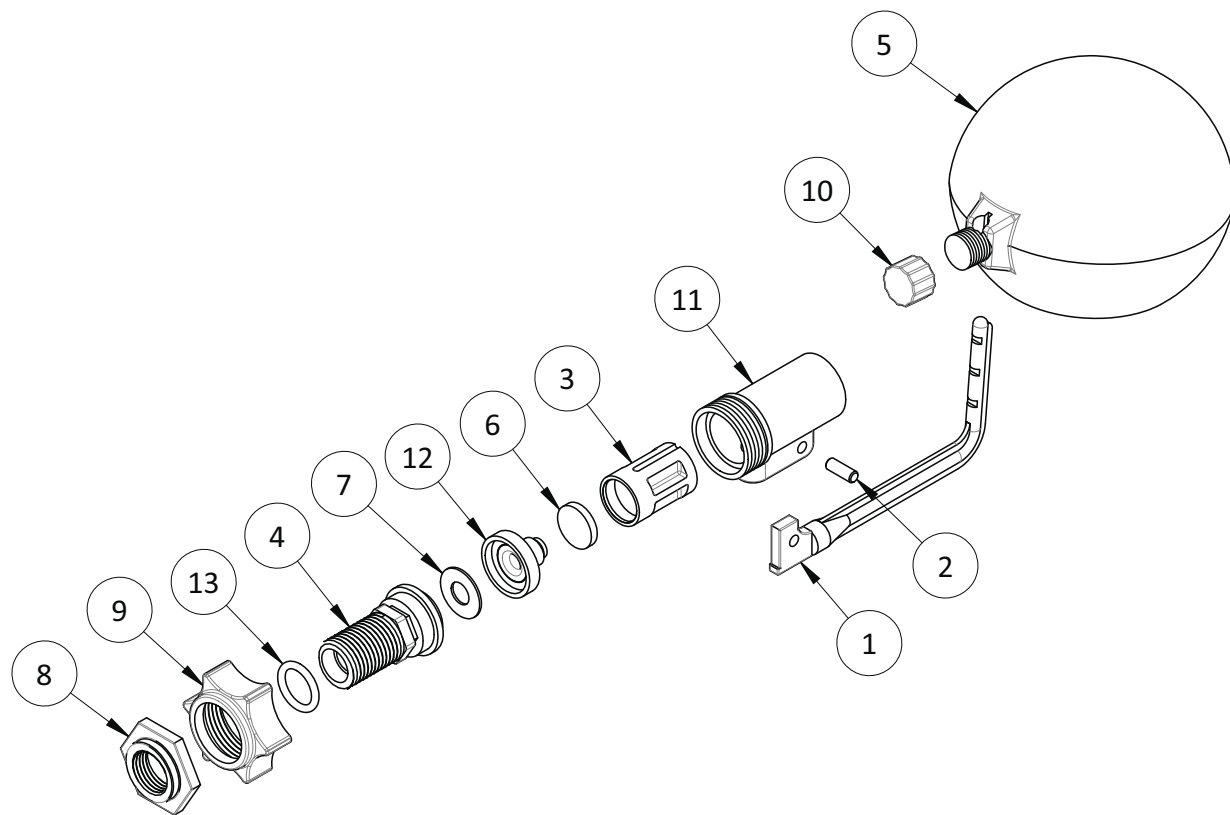
Lubing Systems, L.P.  
135 Corporate Drive SW  
Cleveland, TN 37311 • USA

# TECHNICAL

## Ball Tank With Flush System / Part # 4221

Item Number	Quantity	Part Number	Description
1	1	001 380 03 00	Tank
2	1	4212	Rubber Washer 0.750-in Male Thd
3	1	001 380 13 00	Outlet With Holder
4	2	001 370 18 00	Washer 3/4-in
5	2	001 370 29 01	Male Plug 3/4-in Red
6	1	001 380 16 01	Plastic Nut
7	1	4367	Tube Connector
8	4	26 34 109	Washer 6.4 DIN 9021
9	2	21 56 069	Hex Screw M6 x 20 DIN 933
10	2	25 15 105	Hex Nut M6 DIN 934
11	1	4254	Ball Valve
12	1	4215	Washer 1/2-in Inside
13	1	4313	Angle Hose Connector With Sleeve Cap Nut
14	1	001 380 20 00	Form O-ring
15	1	001 380 04 00	Cover
16	1	001 380 11 00	Sealing Ring
17	1	001 390 23 00	Security Wire
18	1	27 07 041	Cylinder Screw 3 mm x 16 DIN 7
19	1	001 380 12 00	Guide Piece
20	8	23 84 052	Raised Cheese Screw M5 x 30 DIN 7985
21	8	25 15 304	Hex Nut M5 DIN 934
22	1	30 02 480	O-ring 12 x 3

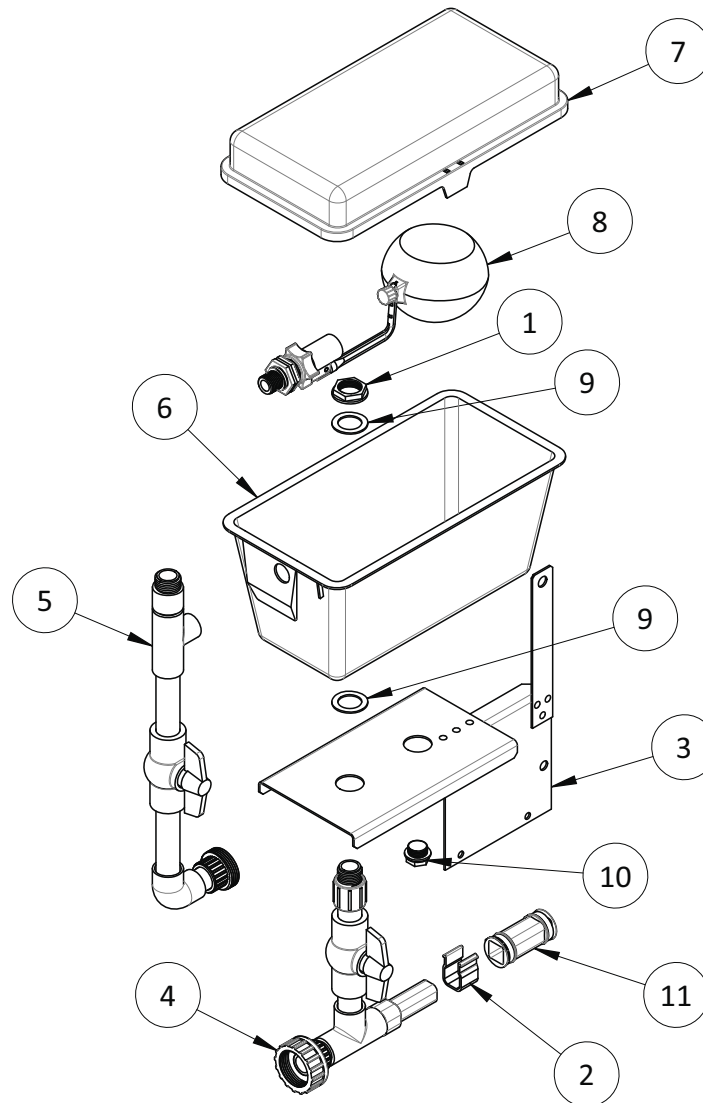
## 4254-00 Ball Valve Complete



ITEM NO.	PART NUMBER	DESCRIPTION	QTY.
1	001 390 01 00	Lever	1
2	001 390 03 00	Bolt	1
3	001 390 04 01	Piston	1
4	001 390 07 01	Tapped Bushing	1
5	001 390 09 02	Float	1
6	001 390 10 02	Piston Washer	1
7	001 390 11 00	Orifice Washer	1
8	001 390 12 01	Plastic Nut	1
9	001 390 13 01	Star Nut	1
10	001 390 15 00	Clamp Nut	1
11	001 390 16 00	Pivot Arm Cam Assembly	1
12	001 390 22 00	Nozzle	1
13	30 02 520	O-Ring, 16mm x 3mm	1

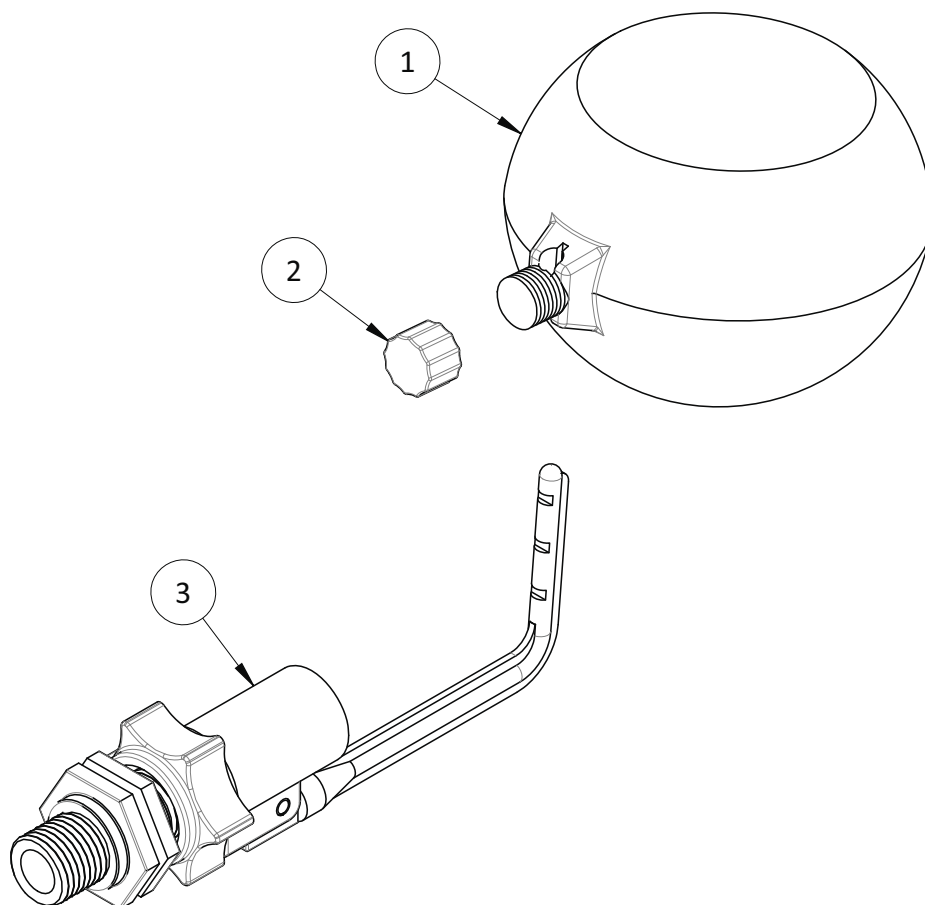
Dimensions subject to change without notification.

## 4224 Black Tank with Flush Kit



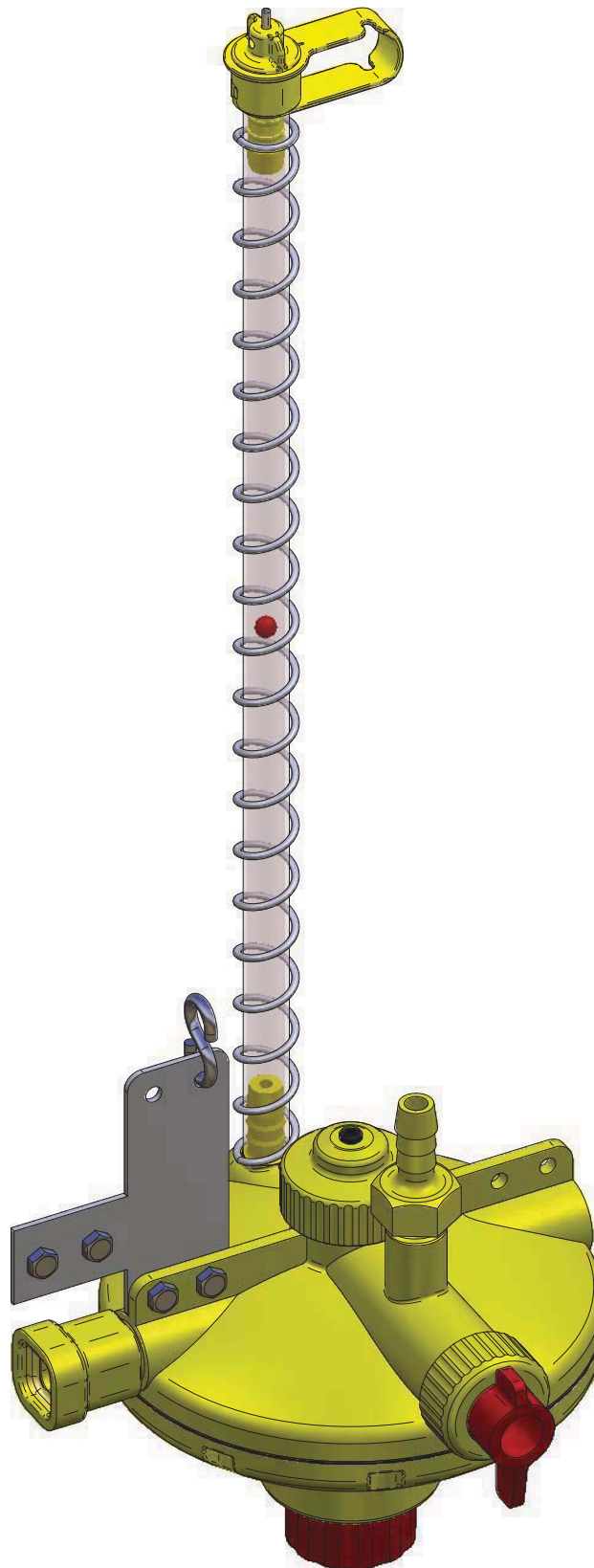
ITEM NO.	PART NUMBER	DESCRIPTION	QTY.
1	001 380 16 01	Low Nut, 3/4" Yellow	1
2	002 2 059 00	Pipe Clip Yellow 22mm	1
3	030 200 02 00	Tank Bracket, Complete	1
4	306-1	Outlet Side of Flush Kit #306	1
5	306-2	Inlet Side of Flush Kit #306	1
6	4201-1	Water Tank, Black Punched	1
7	4201-2	Cover	1
8	4204	Float Assembly for Black Tank	1
9	4212	Rubber Washer, 3/4" Male Thread	2
10	4216	Male Plug, 1/2" White	1
11	4367-05	Tube Connector with Clip for 22mm Pipe	1

Dimensions subject to change without notification.

**4204 Float Assembly for Black Tank**

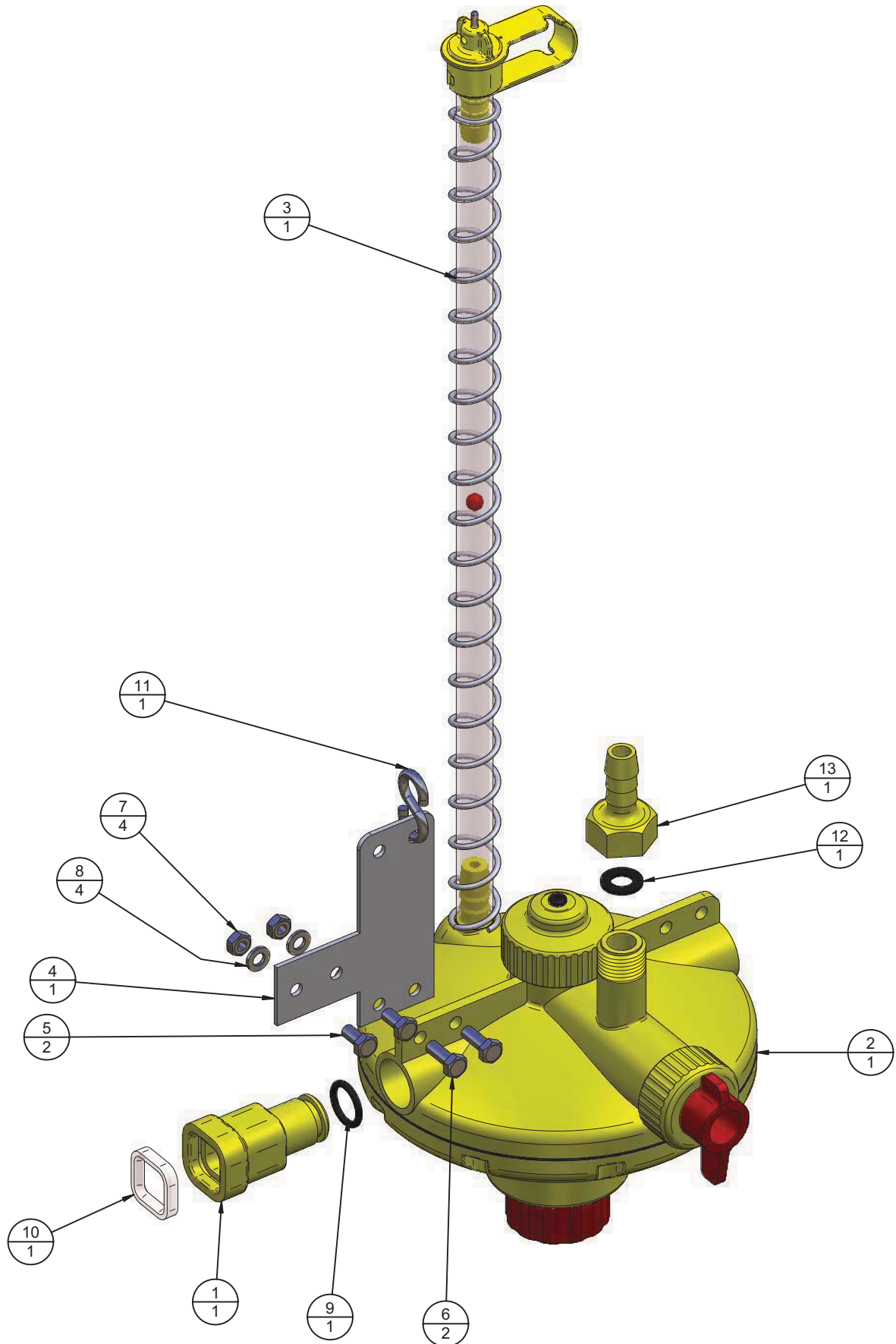
ITEM NO.	PART NUMBER	DESCRIPTION	QTY.
1	001 390 09 02	Float	1
2	001 390 15 00	Clamp Nut	1
3	001 390 25 25	Pivot Arm, Complete	1

Dimensions subject to change without notification.





## Pressure Regulator / Part # 4281 (DISCONTINUED)



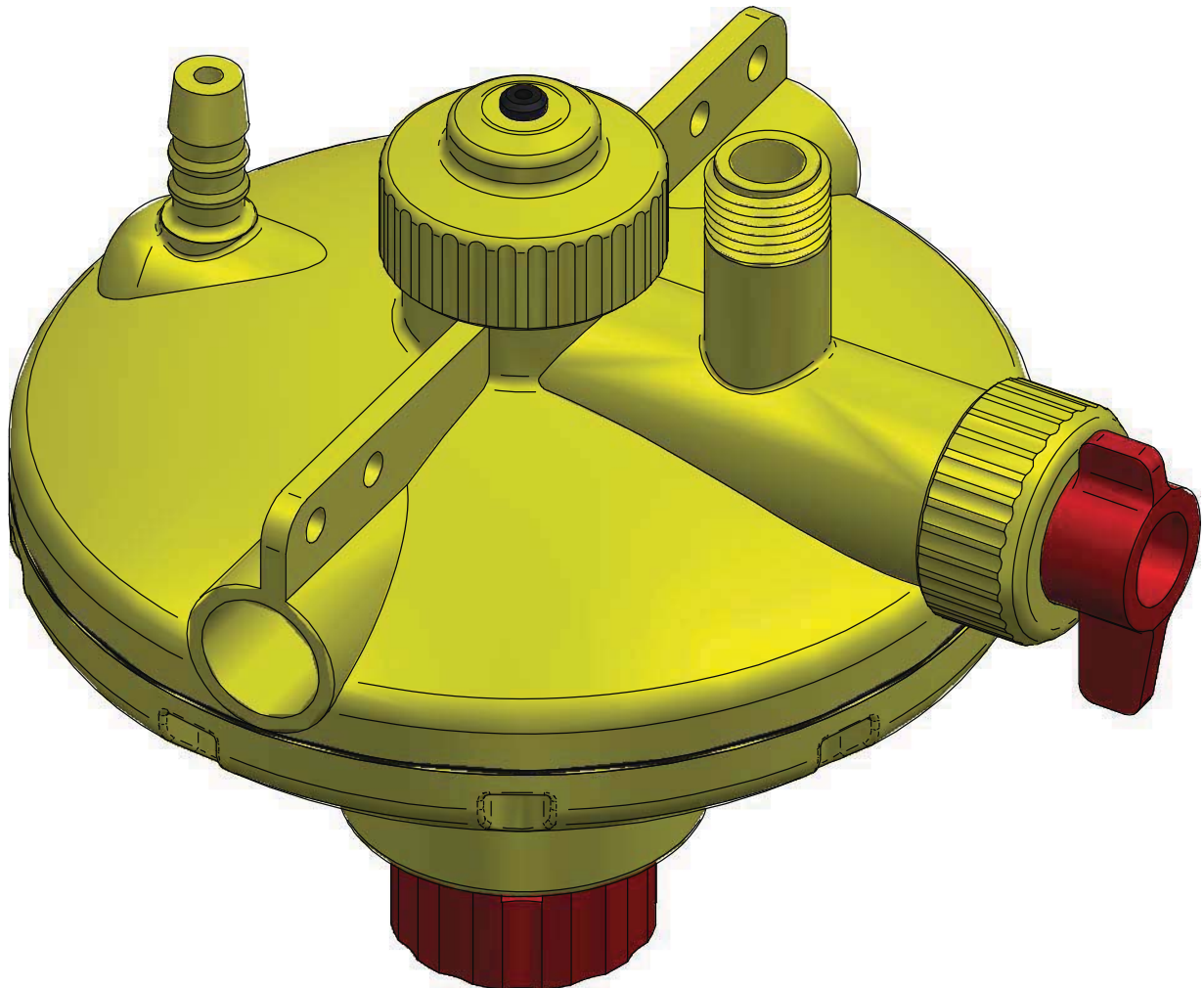


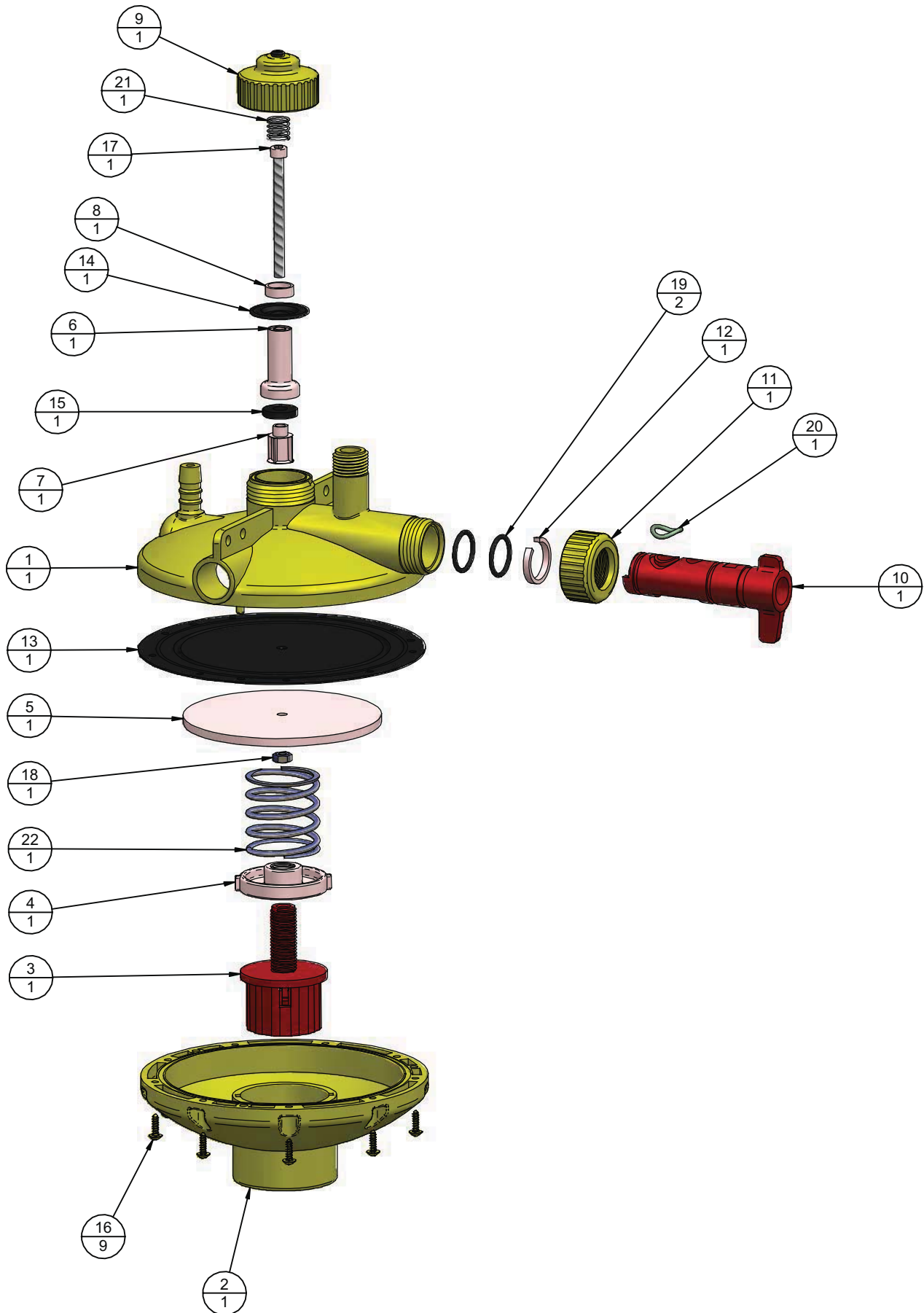
---

**Pressure Regulator / Part # 4281 (DISCONTINUED)**

---

Item Number	Quantity	Part Number	Description
1	1	001 300 26 00	Transition Piece Complete
2	1	030 002 11 00	Pressure Regulator (Single Outlet)
3	1	030 200 19 03	Breather Unit Top
4	1	030 210 11 00	Holder
5	2	21 56 067	HH Bolt M6 x 12
6	2	21 56 068	HH Bolt M6 x 16
7	4	25 15 105	HH Nut M6
8	4	26 02 109	Flat Washer M6.4
9	1	30 02 520	O-Ring 16 x 3
10	1	3004378	O-Ring 23.4 x 3.5
11	1	38 06 010	S-Hook
12	1	4215	Washer 1/2-in Inside
13	1	4311-00	Hose Connector





Item Number	Quantity	Part Number	Description
1	1	030 240 01 00	Top Shell
2	1	030 240 02 00	Bottom Shell
3	1	030 240 03 00	Knob
4	1	030 240 04 00	Nut
5	1	030 240 05 00	Backing Plate
6	1	030 240 06 00	Upper Spool
7	1	030 240 07 00	Lower Spool
8	1	030 240 08 00	Washer
9	1	030 240 09 00	Cap
10	1	030 240 10 00	Flushing Valve
11	1	030 240 11 00	Valve Nut
12	1	030 240 12 00	Valve Split Ring
13	1	030 240 13 00	Large Diaphragm
14	1	030 240 14 00	Small Diaphragm
15	1	030 240 15 00	Seal
16	9	21 80 017	Pan Tap Screw 4.2 x 13
17	1	21 83 320	Socket Head Screw M6 x 75
18	1	25 15 105	HH Nut M6
19	2	30 01 262 **	O-Ring 20 x 2.7 Black
20	1	30 06 198 **	O-Ring 16 x 2.5 Viton
21	1	32 03 134	Druckfeder Compression Spring
22	1	32 03 628	Pressure Spring

\*\* These items are not sold individually.

Part No. 030 240 40 00 Gasket Kit contains 2 - 30 01 262,  
1 - 30 06 198, 1 - 32 03 134 and Instructions Sheet.

Items included in kit 760 140 01 00 Shocker Wire Support Complete:

ITEM NO.	PART NUMBER	DESCRIPTION	QTY.
1	760 040 03 00	Shocker Wire Support	2
2	4437-00	3-Hole String Adjuster	1
3	F4-38-18-0-14	Spring Pin 0.1875 x 0.750	1
4	38 06 010	S Hook	1

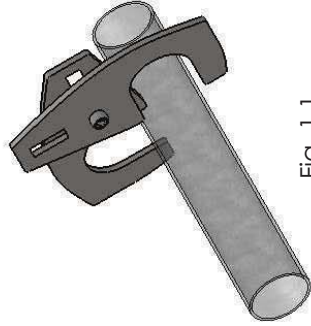
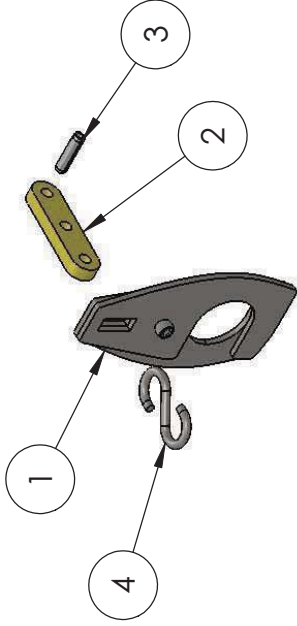


Fig. 1.1



Fig. 1.2

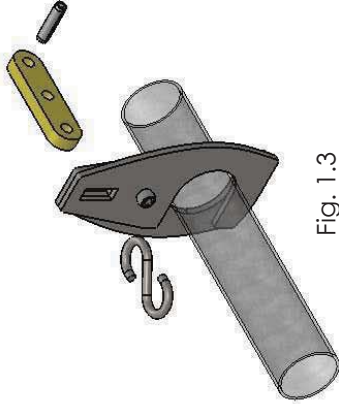


Fig. 1.3

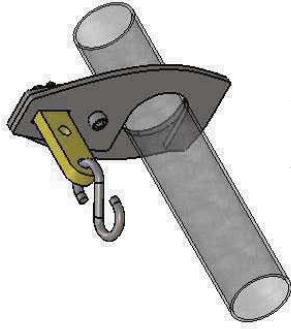


Fig. 1.4

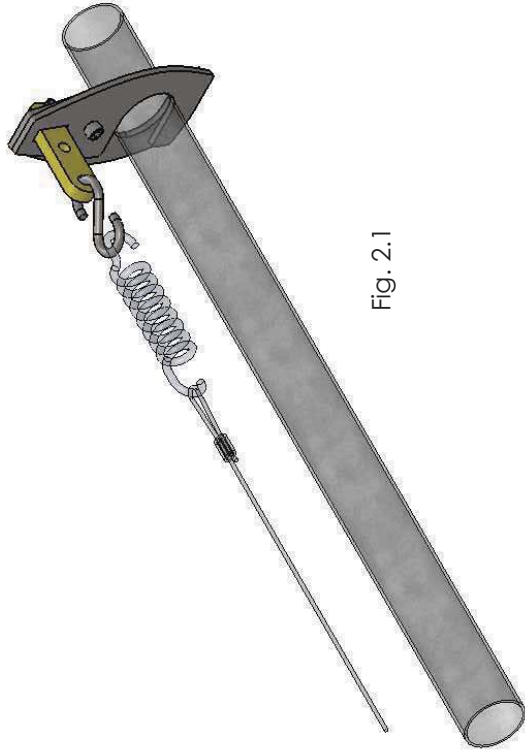


Fig. 2.1

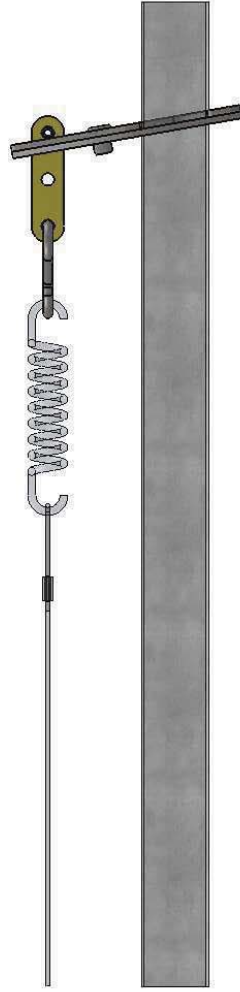


Fig. 2.2

# Nipple Change-Out Procedures

**LUBING**  
Information

The Same Nipple Tool Is Used For Stainless And Combi Nipples



Stainless Side



Combi Side

1

Open Clamp On Cup With Flat Blade Screw Driver



2

Spread Clamp Just Enough To Clear Pipe



3

Remove Cup From Pipe



4

Place Nipple Tool Securely Onto Nipple



5

Turn Counterclockwise To Loosen Nipple




6

Unscrew Completely And Remove Old Nipple From Pipe



7

When Inserting New Nipple, Leave Only One Thread Showing



8

Open Clamp Only Enough To Place Over Pipe



9

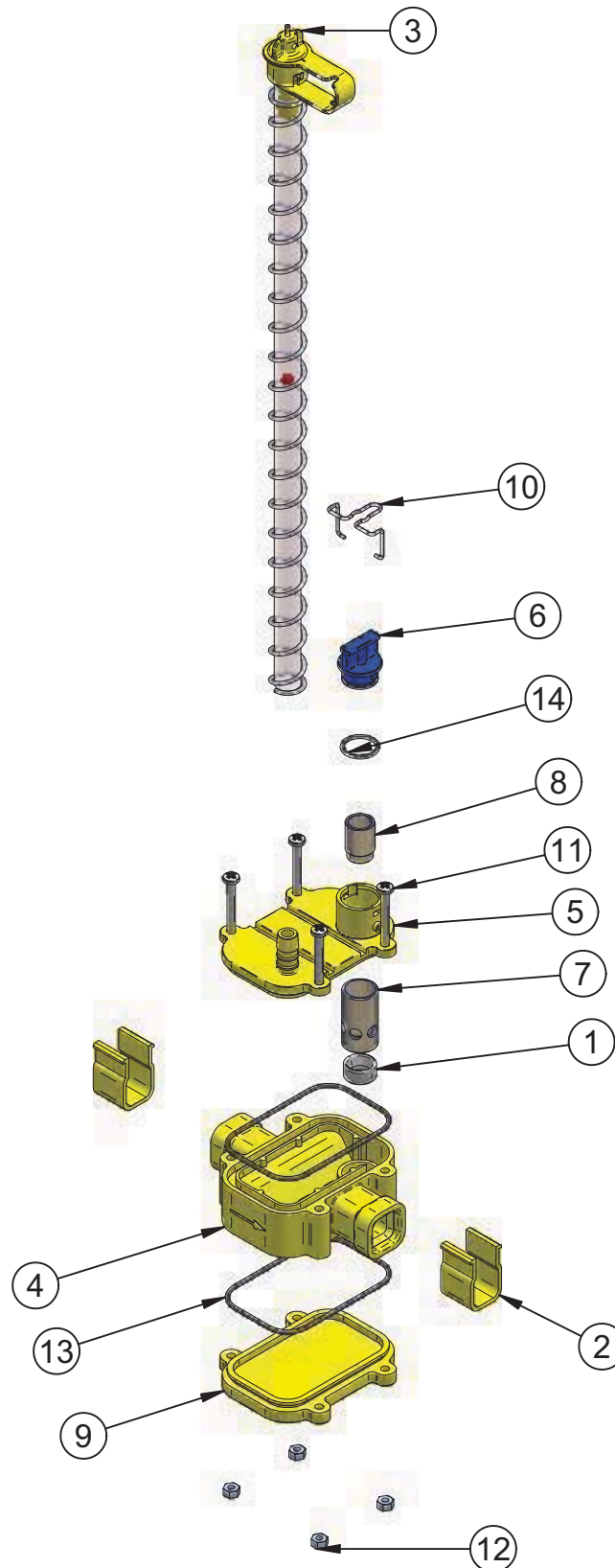
Replace Cup



10

Crimp With Pliers









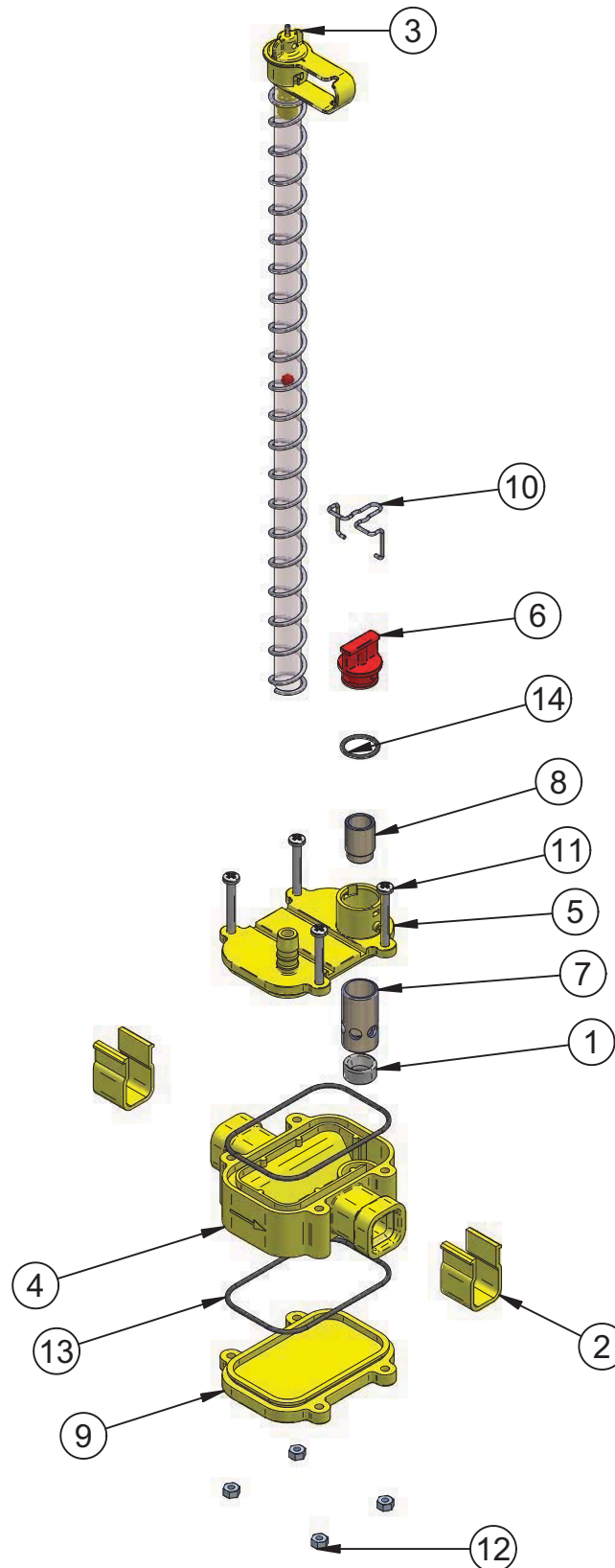
Lubing Systems, L.P.  
135 Corporate Drive SW  
Cleveland, TN 37311 • USA

# TECHNICAL

## Slope Regulator / Part # 4274

Item Number	Quantity	Part Number	Description
1	1	001 140 13 00	Inlet Case for Slope Regulator
2	2	00220590	Yellow Clip
3	1	030 200 22 00	450mm Breather Unit Top
4	1	030 200 36 00	Housing Complete
5	1	030 250 12 01	Top Cover
6	1	030 250 13 01	Inset Blue 10-cm
7	1	030 250 14 01	Inlet Case
8	1	030 250 15 02	Pin 10-cm
9	1	030 250 16 00	Ground Cover
10	1	030 250 17 00	Locking Strap
11	4	21 84 055	Cheese Head Screw M5x45-7985
12	4	25 15 104	Hex Nut M5 DIN 934
13	2	30 01 087	O-Ring 85 x 2
14	1	30 01 118	O-Ring 17 x 2





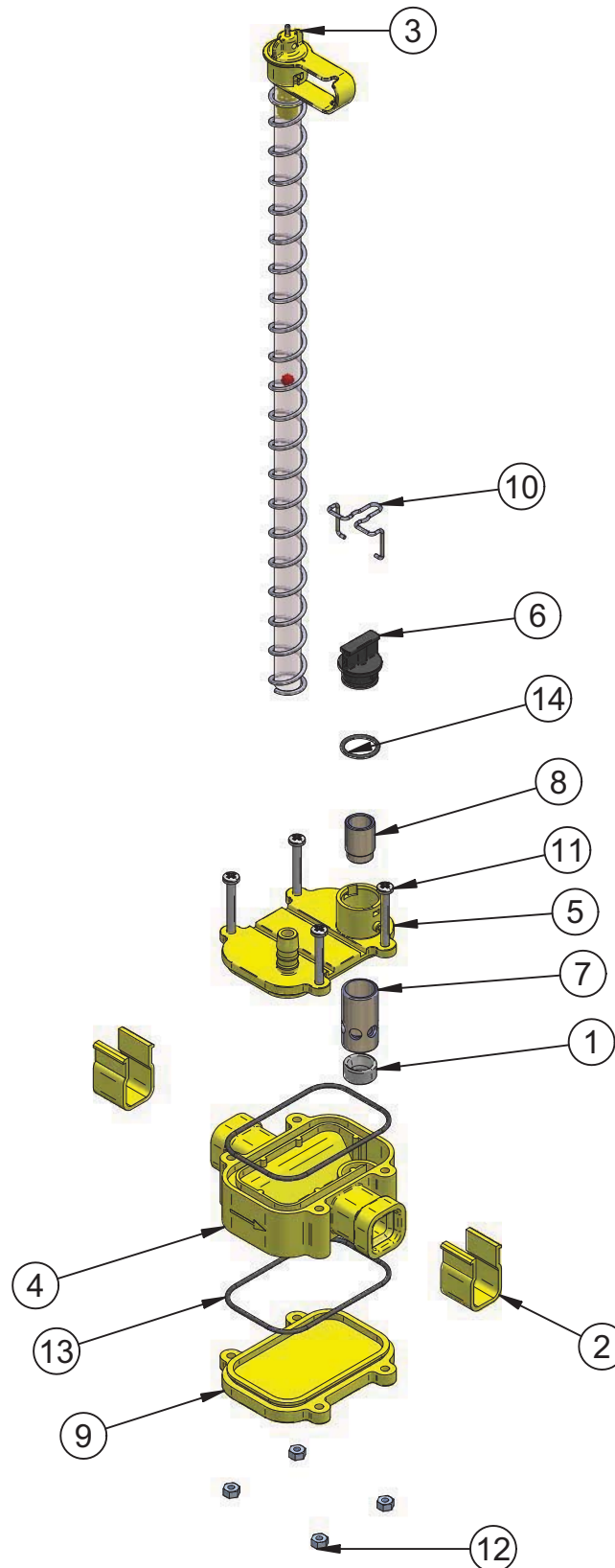


Lubing Systems, L.P.  
135 Corporate Drive SW  
Cleveland, TN 37311 • USA

# TECHNICAL

## Slope Regulator / Part # 4275

Item Number	Quantity	Part Number	Description
1	1	001 140 13 00	Inlet Case for Slope Regulator
2	2	00220590	Yellow Clip
3	1	030 200 22 00	450mm Breather Unit Top
4	1	030 200 36 00	Housing Complete
5	1	030 250 12 01	Top Cover
6	1	030 250 13 00	Inset Red 15-cm
7	1	030 250 14 01	Inlet Case
8	1	030 250 15 00	Pin 15-cm
9	1	030 250 16 00	Ground Cover
10	1	030 250 17 00	Locking Strap
11	4	21 84 055	Cheese Head Screw M5x45-7985
12	4	25 15 104	Hex Nut M5 DIN 934
13	2	30 01 087	O-Ring 85 x 2
14	1	30 01 118	O-Ring 17 x 2





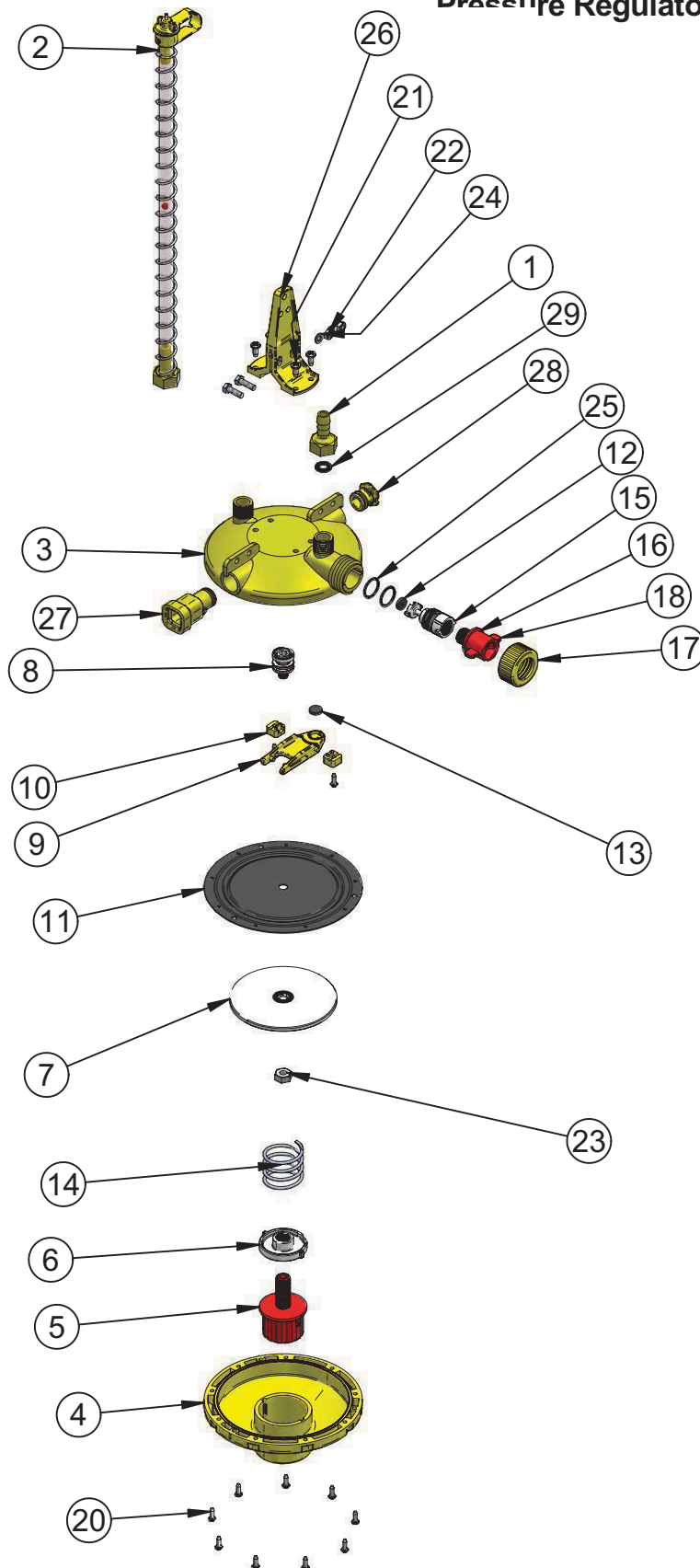
Lubing Systems, L.P.  
135 Corporate Drive SW  
Cleveland, TN 37311 • USA

# TECHNICAL

## Slope Regulator / Part # 4276

Item Number	Quantity	Part Number	Description
1	1	001 140 13 00	Inlet Case for Slope Regulator
2	2	00220590	Yellow Clip
3	1	030 200 22 00	450mm Breather Unit Top
4	1	030 200 36 00	Housing Complete
5	1	030 250 12 01	Top Cover
6	1	030 250 13 02	Inset Black 20-cm
7	1	030 250 14 01	Inlet Case
8	1	030 250 15 01	Pin 20-cm
9	1	030 250 16 00	Ground Cover
10	1	030 250 17 00	Locking Strap
11	4	21 84 055	Cheese Head Screw M5x45-7985
12	4	25 15 104	Hex Nut M5 DIN 934
13	2	30 01 087	O-Ring 85 x 2
14	1	30 01 118	O-Ring 17 x 2

## Pressure Regulator / Part # 3201-00



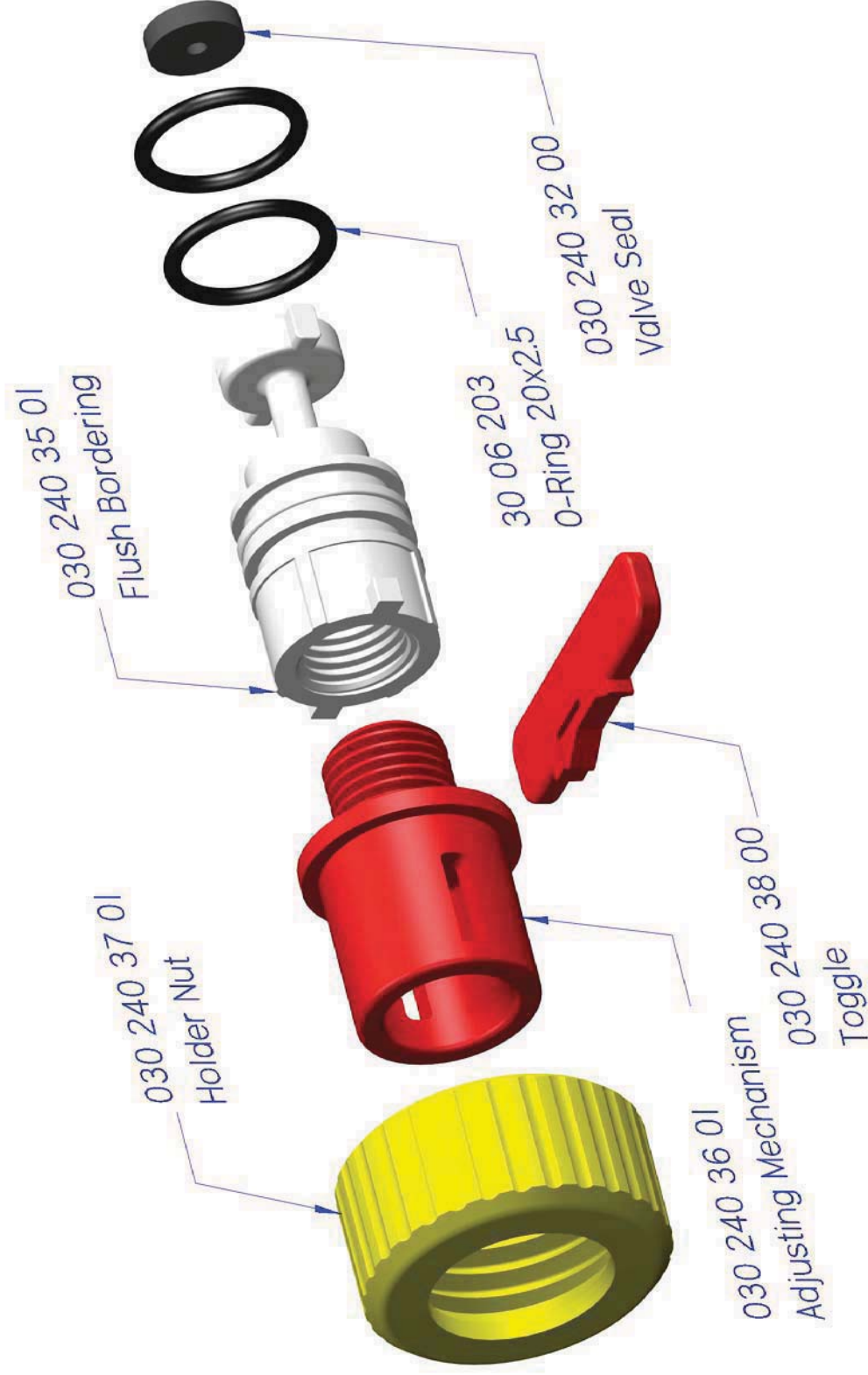


Lubing Systems, L.P.  
135 Corporate Drive SW  
Cleveland, TN 37311 • USA

# TECHNICAL

## Pressure Regulator / Part # 3201-00

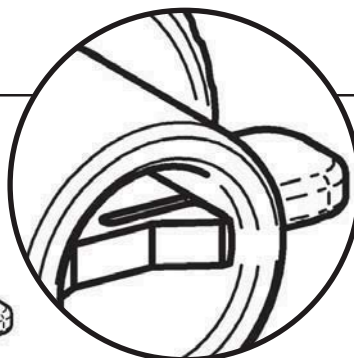
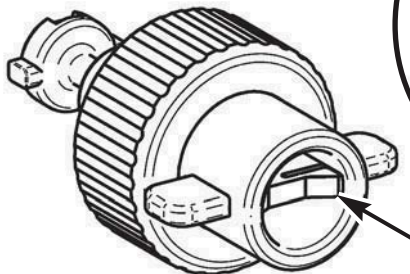
Item Number	Quantity	Part Number	Description
1	1	001 370 17 01	Hose Connector
2	1	030 200 22 00	450mm Breather Unit Top
3	1	030 240 20 02	Upper Part
4	1	030 240 21 01	Bottom Part
5	1	030 240 22 00	Adjustment Wheel
6	1	030 240 23 00	Adjustment Nut
7	1	030 240 24 00	Diaphragm Plate
8	1	030 240 25 00	Lever Operation
9	1	030 240 26 01	Valve Lever
10	2	030 240 27 01	Lever Collet
11	1	030 240 28 00	Diaphragm
12	1	030 240 32 00	Valve Seal
13	1	030 240 32 01	Valve Seal
14	1	030 240 33 00	Pressure Spring
15	1	030 240 35 01	Flush Bordering
16	1	030 240 36 01	Adjusting Mechanism
17	1	030 240 37 01	Holder Nut
18	1	030 240 38 00	Toggle
19	2	21 56 069	Hex Screw M6 x 20 DIN 933
20	11	23 80 224	Slotted Pan Head Screw BZ4.2x13 DIN 7981
21	4	23 80 238	Slotted Pan Head Screw BZ5.5x13 DIN 7981
22	2	25 15 105	Hex Nut M6 DIN 934
23	1	25 15 154	Hex Nut M10-934
24	2	26 02 109	Flat Washer M6.4
25	2	30 06 203	O-Ring 20x2.5
26	1	3301-00	Profile Collet
27	1	3303-00	Transition Piece Complete
28	1	3308-00	Plug Complete
29	1	4215	Washer 1/2-in Inside





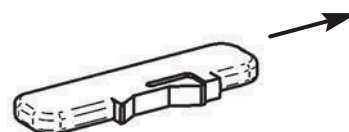

### Removing the Holder Nut Assembly

**1**



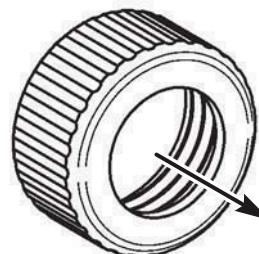
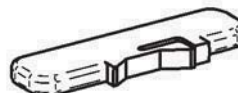
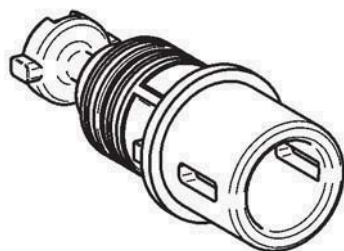
Press down on the  
slotted tab with thumb.

**2**



Slide the toggle out of  
the adjusting mechanism.

**3**



Remove the  
holder nut.






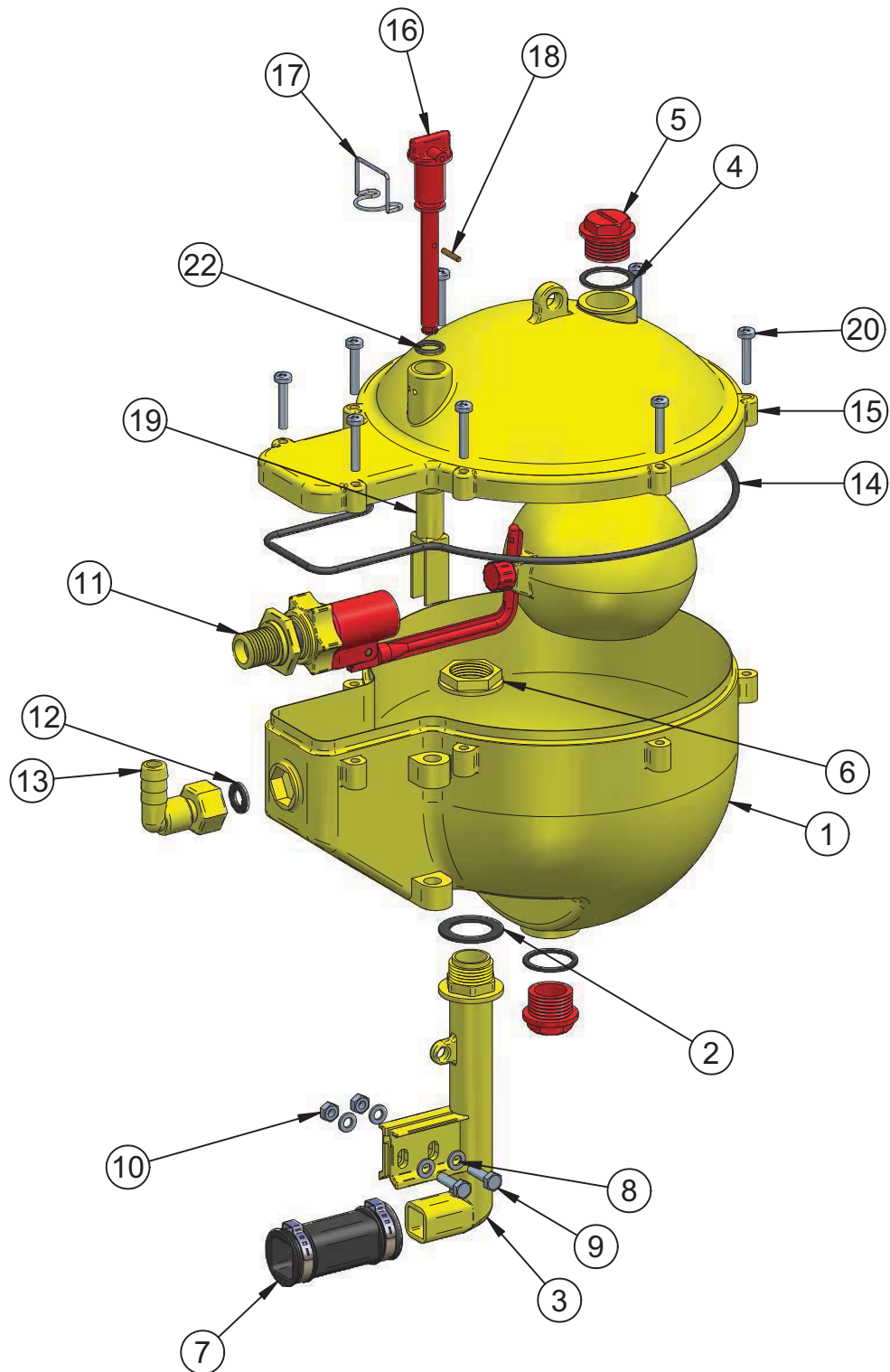
Lubing Systems, L.P.  
135 Corporate Drive SW  
Cleveland, TN 37311 • USA

# TECHNICAL

## Ball Tank With Flush System / Part # 4221



## Ball Tank With Flush System / Part # 4221





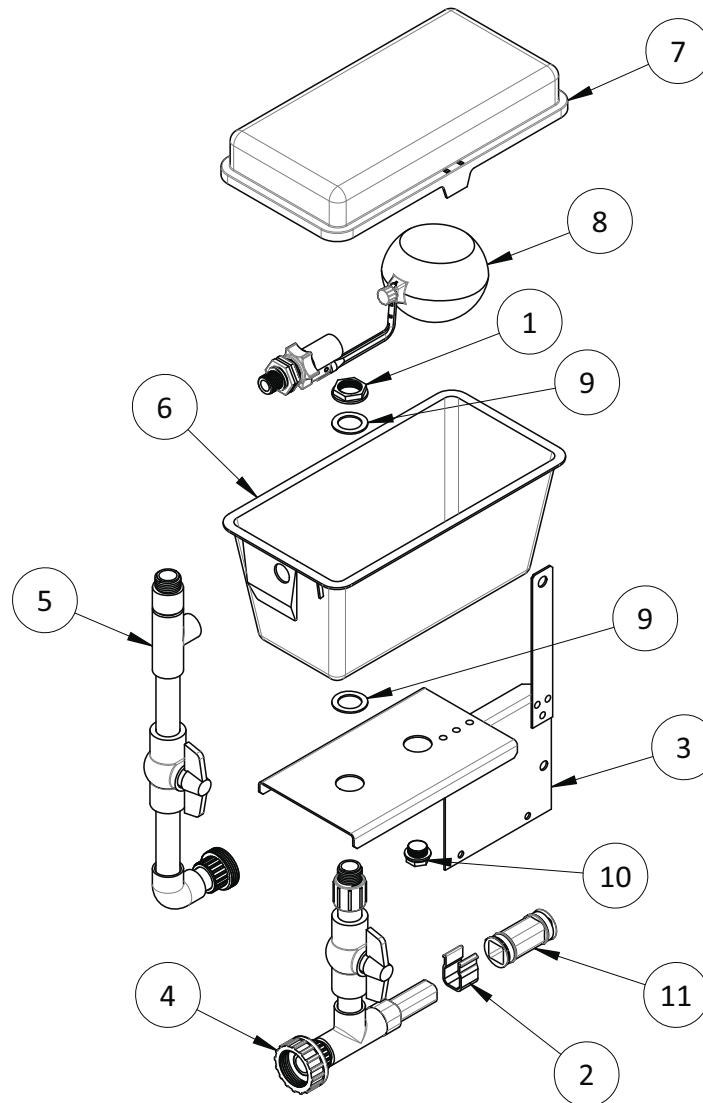
Lubing Systems, L.P.  
135 Corporate Drive SW  
Cleveland, TN 37311 • USA

# TECHNICAL

## Ball Tank With Flush System / Part # 4221

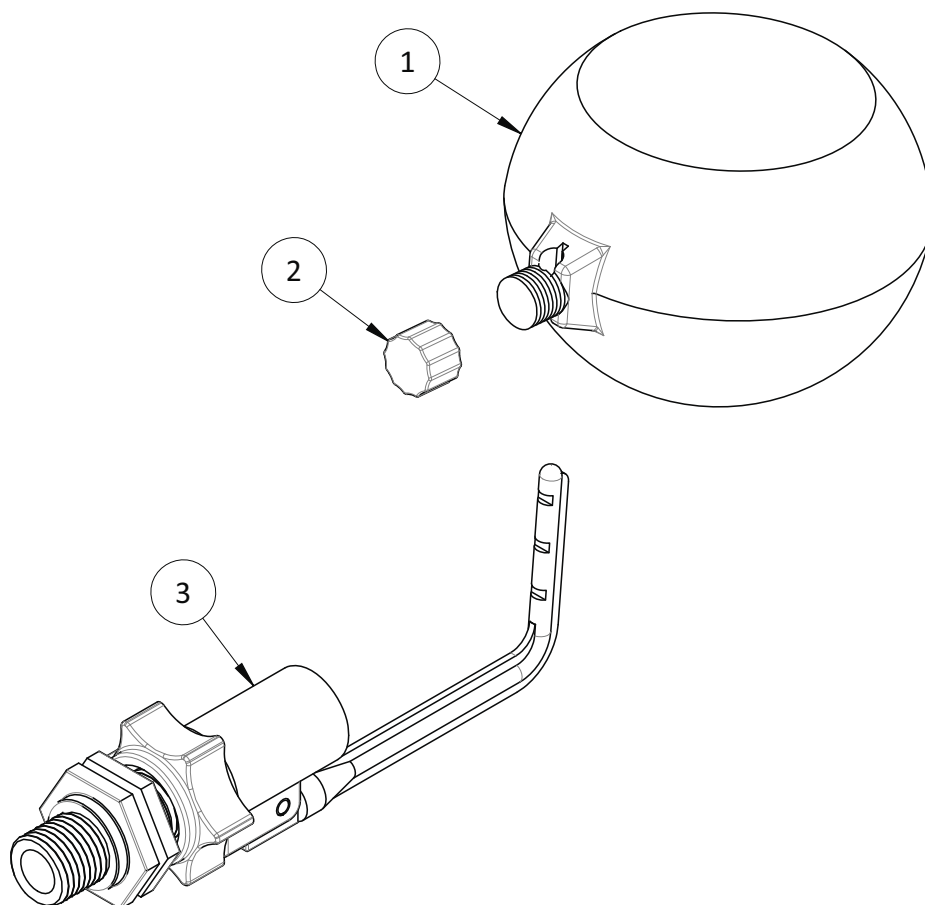
Item Number	Quantity	Part Number	Description
1	1	001 380 03 00	Tank
2	1	4212	Rubber Washer 0.750-in Male Thd
3	1	001 380 13 00	Outlet With Holder
4	2	001 370 18 00	Washer 3/4-in
5	2	001 370 29 01	Male Plug 3/4-in Red
6	1	001 380 16 01	Plastic Nut
7	1	4367	Tube Connector
8	4	26 34 109	Washer 6.4 DIN 9021
9	2	21 56 069	Hex Screw M6 x 20 DIN 933
10	2	25 15 105	Hex Nut M6 DIN 934
11	1	4254	Ball Valve
12	1	4215	Washer 1/2-in Inside
13	1	4313	Angle Hose Connector With Sleeve Cap Nut
14	1	001 380 20 00	Form O-ring
15	1	001 380 04 00	Cover
16	1	001 380 11 00	Sealing Ring
17	1	001 390 23 00	Security Wire
18	1	27 07 041	Cylinder Screw 3 mm x 16 DIN 7
19	1	001 380 12 00	Guide Piece
20	8	23 84 052	Raised Cheese Screw M5 x 30 DIN 7985
21	8	25 15 304	Hex Nut M5 DIN 934
22	1	30 02 480	O-ring 12 x 3

## 4224 Black Tank with Flush Kit



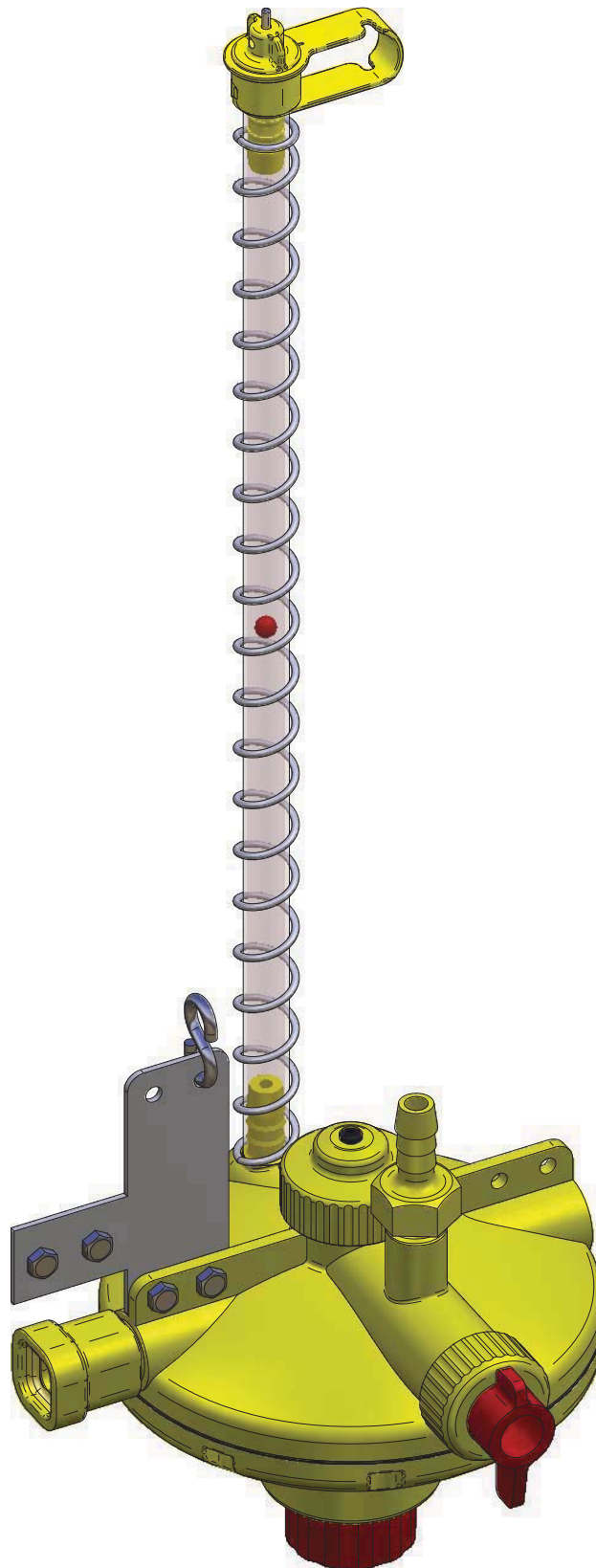
ITEM NO.	PART NUMBER	DESCRIPTION	QTY.
1	001 380 16 01	Low Nut, 3/4" Yellow	1
2	002 2 059 00	Pipe Clip Yellow 22mm	1
3	030 200 02 00	Tank Bracket, Complete	1
4	306-1	Outlet Side of Flush Kit #306	1
5	306-2	Inlet Side of Flush Kit #306	1
6	4201-1	Water Tank, Black Punched	1
7	4201-2	Cover	1
8	4204	Float Assembly for Black Tank	1
9	4212	Rubber Washer, 3/4" Male Thread	2
10	4216	Male Plug, 1/2" White	1
11	4367-05	Tube Connector with Clip for 22mm Pipe	1

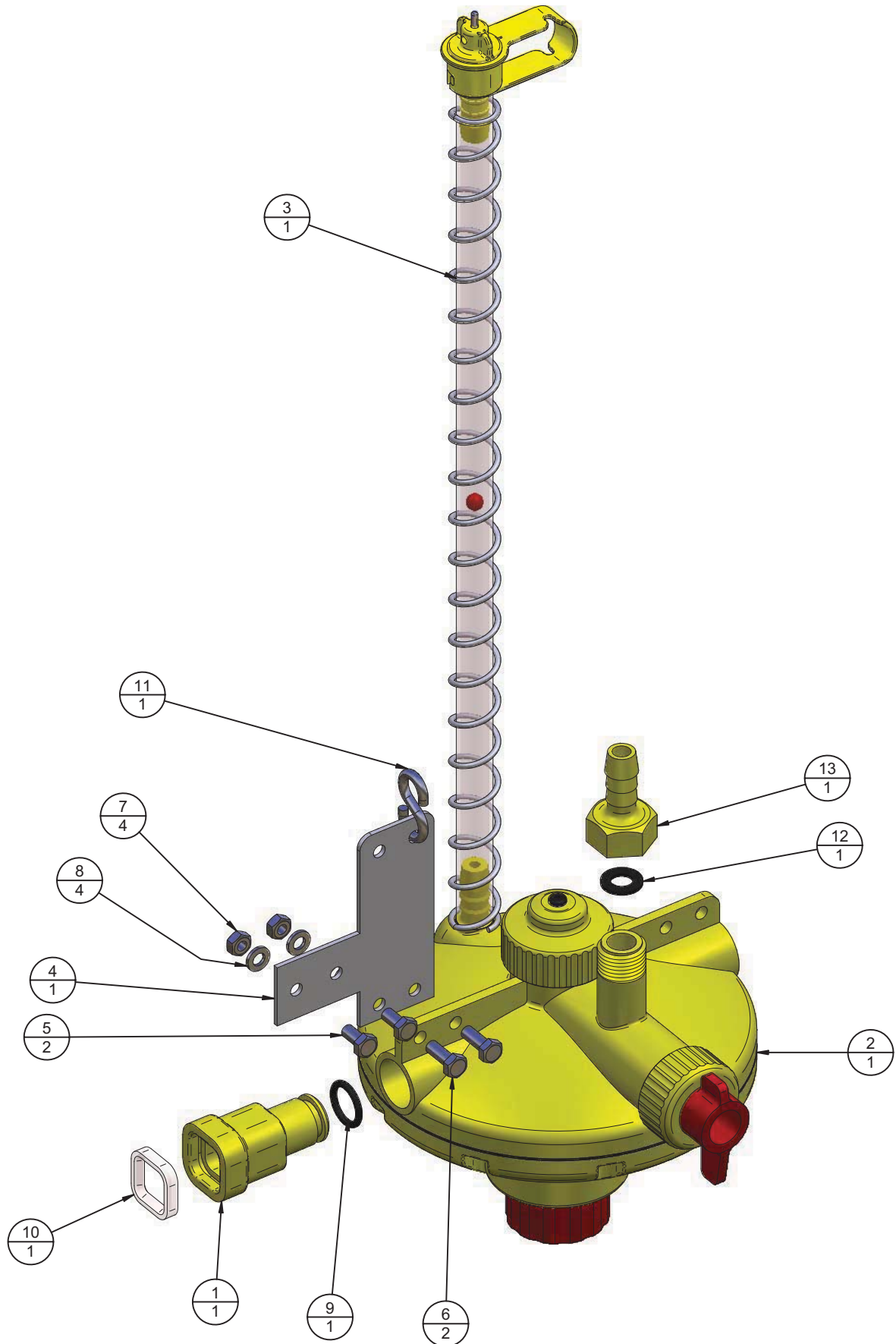
Dimensions subject to change without notification.

**4204 Float Assembly for Black Tank**

ITEM NO.	PART NUMBER	DESCRIPTION	QTY.
1	001 390 09 02	Float	1
2	001 390 15 00	Clamp Nut	1
3	001 390 25 25	Pivot Arm, Complete	1

Dimensions subject to change without notification.







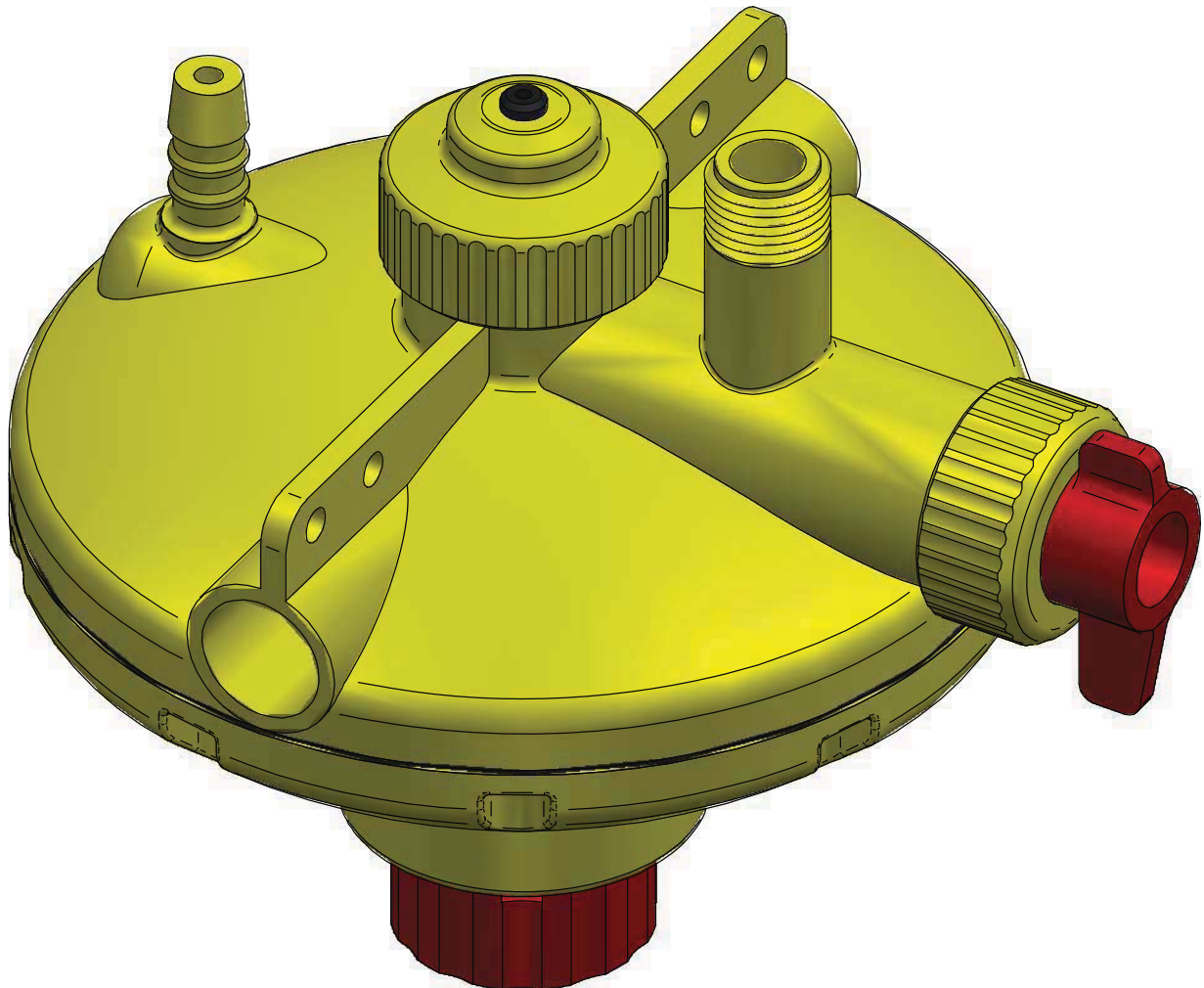
---

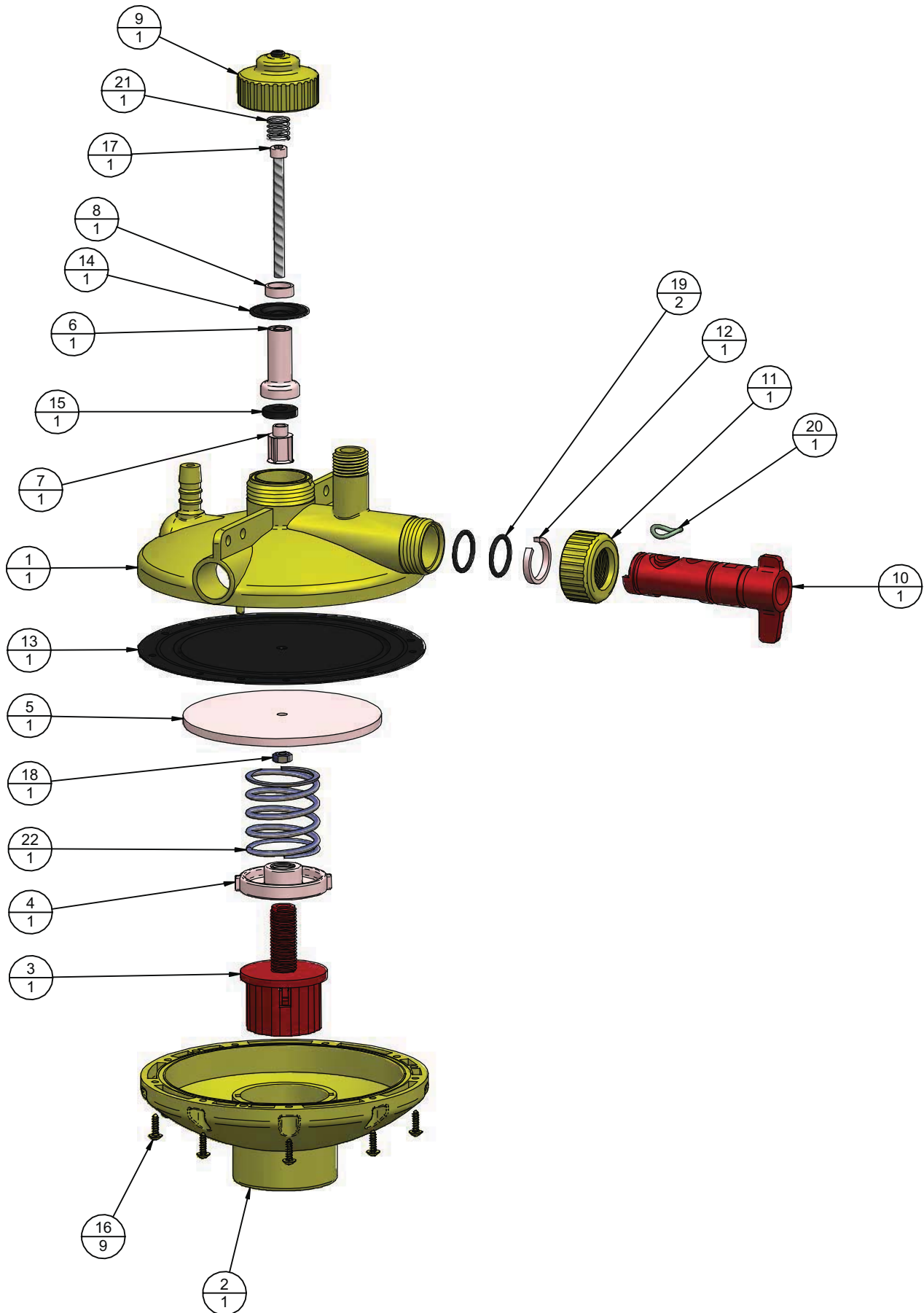
**Pressure Regulator / Part # 4281 (DISCONTINUED)**

---

Item Number	Quantity	Part Number	Description
1	1	001 300 26 00	Transition Piece Complete
2	1	030 002 11 00	Pressure Regulator (Single Outlet)
3	1	030 200 19 03	Breather Unit Top
4	1	030 210 11 00	Holder
5	2	21 56 067	HH Bolt M6 x 12
6	2	21 56 068	HH Bolt M6 x 16
7	4	25 15 105	HH Nut M6
8	4	26 02 109	Flat Washer M6.4
9	1	30 02 520	O-Ring 16 x 3
10	1	3004378	O-Ring 23.4 x 3.5
11	1	38 06 010	S-Hook
12	1	4215	Washer 1/2-in Inside
13	1	4311-00	Hose Connector







Item Number	Quantity	Part Number	Description
1	1	030 240 01 00	Top Shell
2	1	030 240 02 00	Bottom Shell
3	1	030 240 03 00	Knob
4	1	030 240 04 00	Nut
5	1	030 240 05 00	Backing Plate
6	1	030 240 06 00	Upper Spool
7	1	030 240 07 00	Lower Spool
8	1	030 240 08 00	Washer
9	1	030 240 09 00	Cap
10	1	030 240 10 00	Flushing Valve
11	1	030 240 11 00	Valve Nut
12	1	030 240 12 00	Valve Split Ring
13	1	030 240 13 00	Large Diaphragm
14	1	030 240 14 00	Small Diaphragm
15	1	030 240 15 00	Seal
16	9	21 80 017	Pan Tap Screw 4.2 x 13
17	1	21 83 320	Socket Head Screw M6 x 75
18	1	25 15 105	HH Nut M6
19	2	30 01 262 **	O-Ring 20 x 2.7 Black
20	1	30 06 198 **	O-Ring 16 x 2.5 Viton
21	1	32 03 134	Druckfeder Compression Spring
22	1	32 03 628	Pressure Spring

\*\* These items are not sold individually.

Part No. 030 240 40 00 Gasket Kit contains 2 - 30 01 262,  
1 - 30 06 198, 1 - 32 03 134 and Instructions Sheet.

Items included in kit 760 140 01 00 Shocker Wire Support Complete:

ITEM NO.	PART NUMBER	DESCRIPTION	QTY.
1	760 040 03 00	Shocker Wire Support	2
2	4437-00	3-Hole String Adjuster	1
3	F4-38-18-0-14	Spring Pin 0.1875 x 0.750	1
4	38 06 010	S Hook	1

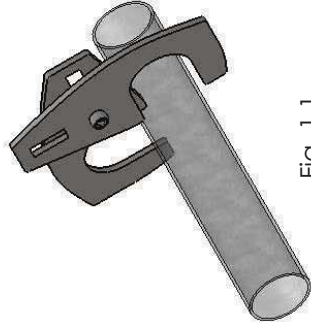
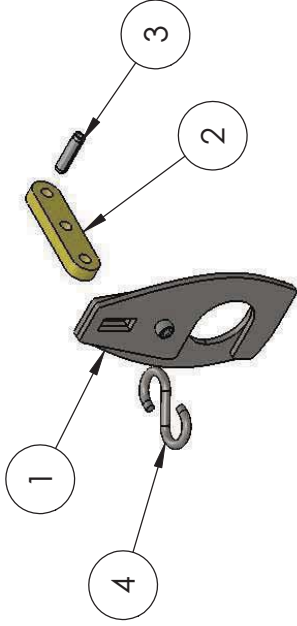


Fig. 1.1



Fig. 1.2

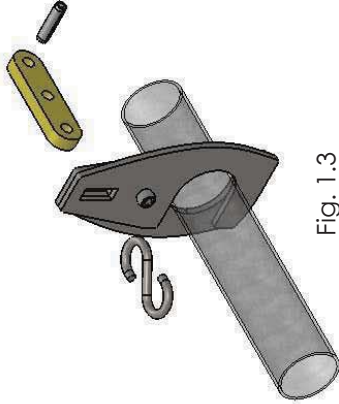


Fig. 1.3

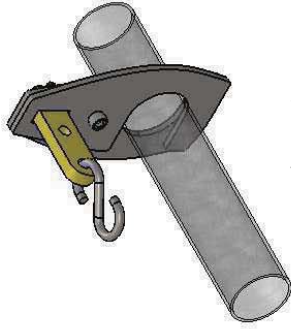


Fig. 1.4

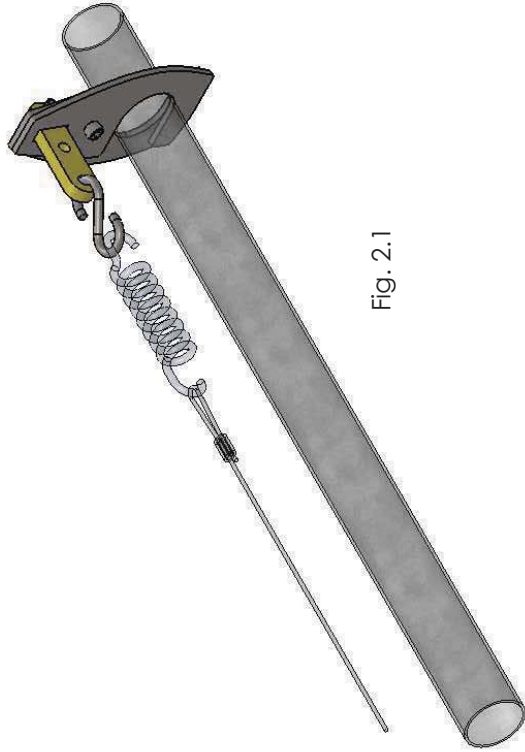


Fig. 2.1

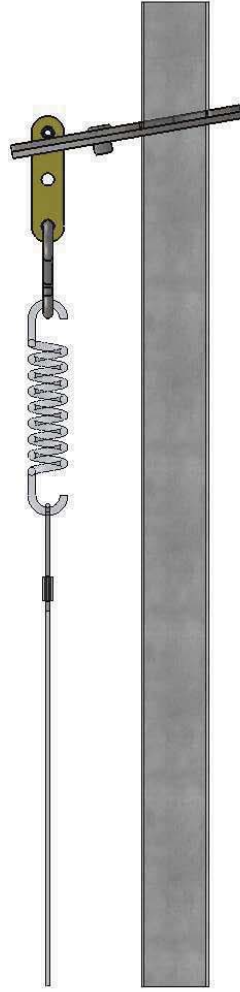


Fig. 2.2

# Nipple Change-Out Procedures

The Same Nipple Tool Is Used For Stainless And Combi Nipples



Stainless Side



Combi Side

- 1 Open Clamp On Cup With Flat Blade Screw Driver



- 2 Spread Clamp Just Enough To Clear Pipe



- 3 Remove Cup From Pipe



- 4 Place Nipple Tool Securely Onto Nipple




- 5 Turn Counterclockwise To Loosen Nipple



- 6 Unscrew Completely And Remove Old Nipple From Pipe



- 7 When Inserting New Nipple, Leave Only One Thread Showing



- 8 Open Clamp Only Enough To Place Over Pipe

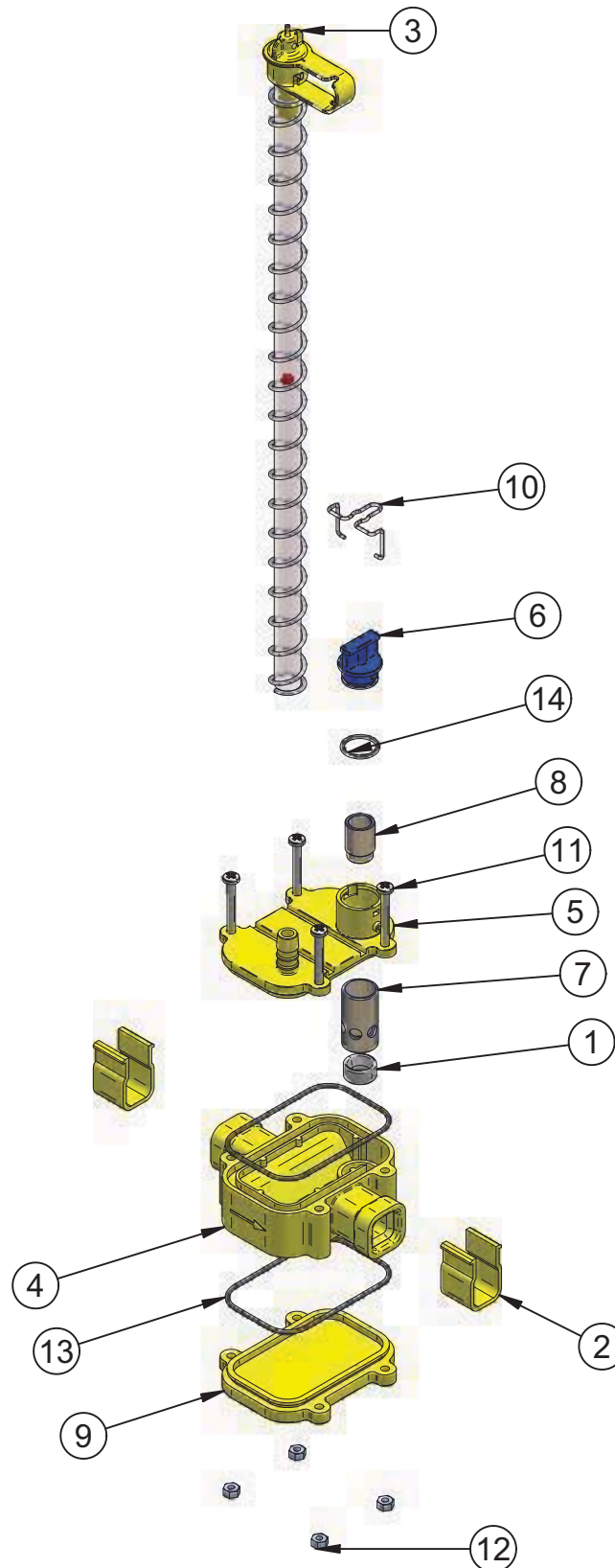


- 9 Replace Cup



- 10 Crimp With Pliers







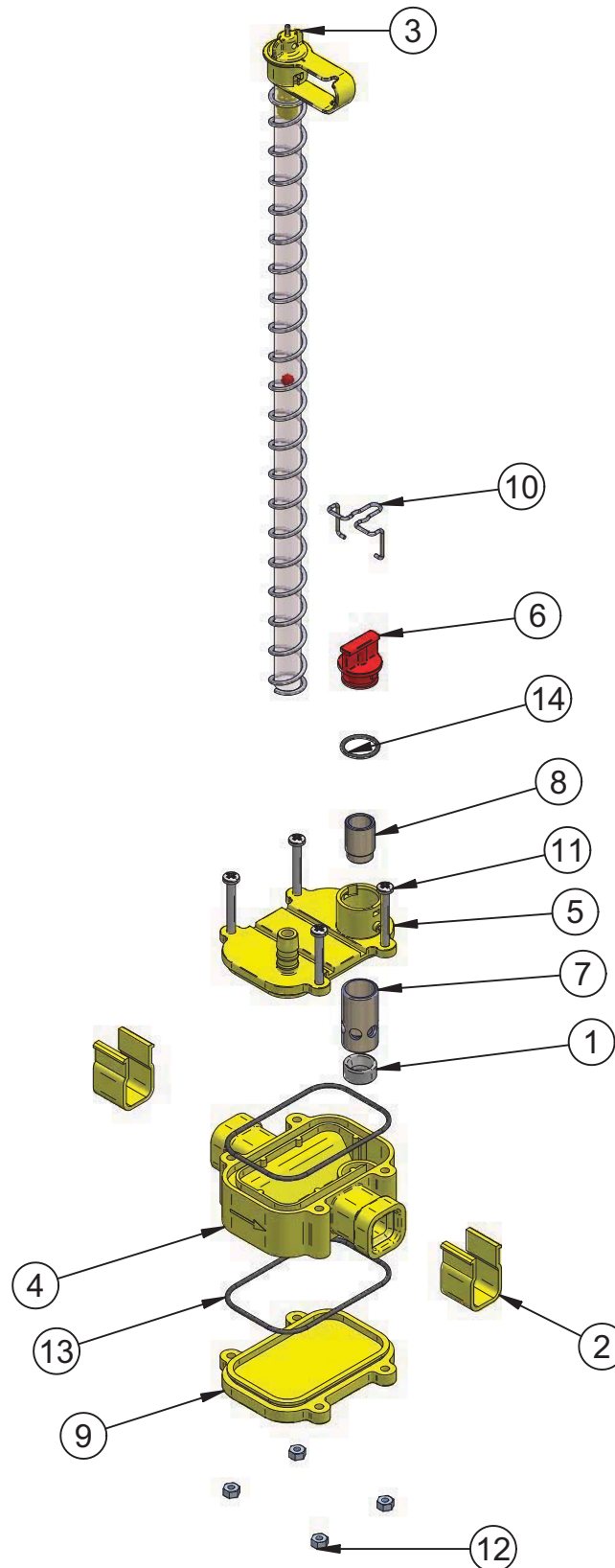


Lubing Systems, L.P.  
135 Corporate Drive SW  
Cleveland, TN 37311 • USA

# TECHNICAL

## Slope Regulator / Part # 4274

Item Number	Quantity	Part Number	Description
1	1	001 140 13 00	Inlet Case for Slope Regulator
2	2	00220590	Yellow Clip
3	1	030 200 22 00	450mm Breather Unit Top
4	1	030 200 36 00	Housing Complete
5	1	030 250 12 01	Top Cover
6	1	030 250 13 01	Inset Blue 10-cm
7	1	030 250 14 01	Inlet Case
8	1	030 250 15 02	Pin 10-cm
9	1	030 250 16 00	Ground Cover
10	1	030 250 17 00	Locking Strap
11	4	21 84 055	Cheese Head Screw M5x45-7985
12	4	25 15 104	Hex Nut M5 DIN 934
13	2	30 01 087	O-Ring 85 x 2
14	1	30 01 118	O-Ring 17 x 2





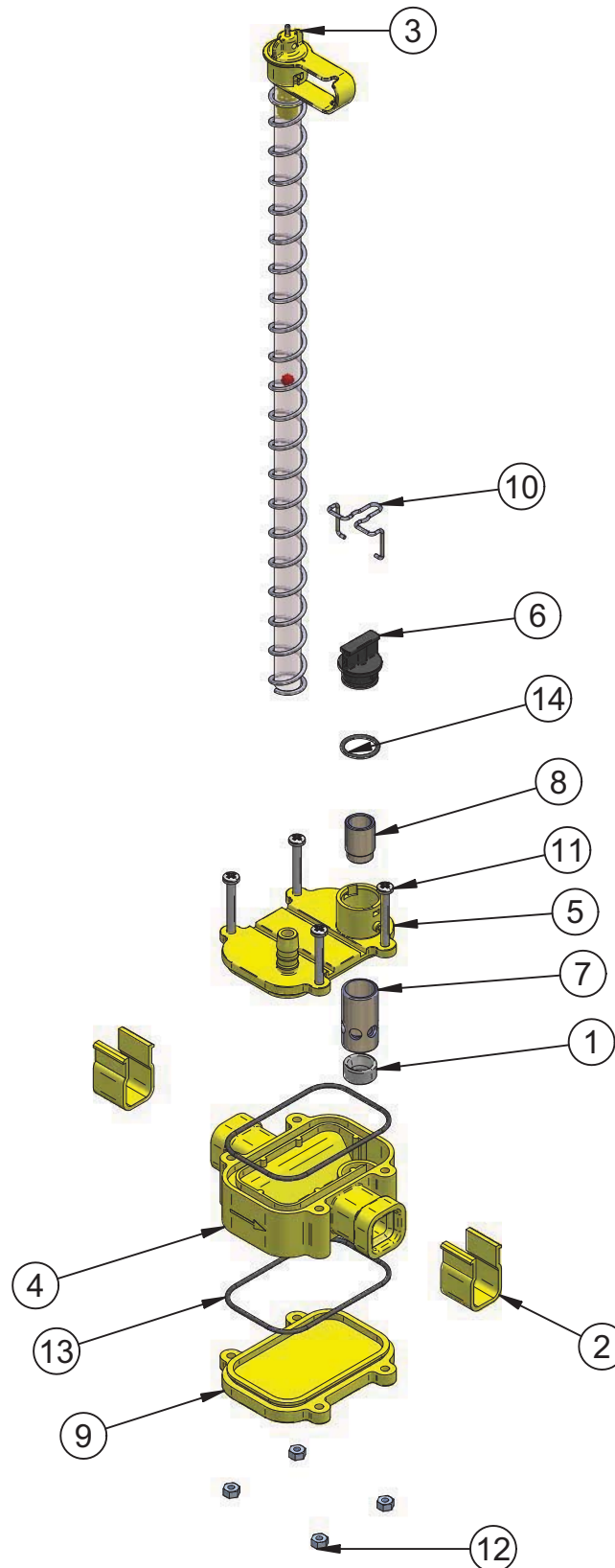


Lubing Systems, L.P.  
135 Corporate Drive SW  
Cleveland, TN 37311 • USA

# TECHNICAL

## Slope Regulator / Part # 4275

Item Number	Quantity	Part Number	Description
1	1	001 140 13 00	Inlet Case for Slope Regulator
2	2	00220590	Yellow Clip
3	1	030 200 22 00	450mm Breather Unit Top
4	1	030 200 36 00	Housing Complete
5	1	030 250 12 01	Top Cover
6	1	030 250 13 00	Inset Red 15-cm
7	1	030 250 14 01	Inlet Case
8	1	030 250 15 00	Pin 15-cm
9	1	030 250 16 00	Ground Cover
10	1	030 250 17 00	Locking Strap
11	4	21 84 055	Cheese Head Screw M5x45-7985
12	4	25 15 104	Hex Nut M5 DIN 934
13	2	30 01 087	O-Ring 85 x 2
14	1	30 01 118	O-Ring 17 x 2





Lubing Systems, L.P.  
135 Corporate Drive SW  
Cleveland, TN 37311 • USA

# TECHNICAL

## Slope Regulator / Part # 4276

Item Number	Quantity	Part Number	Description
1	1	001 140 13 00	Inlet Case for Slope Regulator
2	2	00220590	Yellow Clip
3	1	030 200 22 00	450mm Breather Unit Top
4	1	030 200 36 00	Housing Complete
5	1	030 250 12 01	Top Cover
6	1	030 250 13 02	Inset Black 20-cm
7	1	030 250 14 01	Inlet Case
8	1	030 250 15 01	Pin 20-cm
9	1	030 250 16 00	Ground Cover
10	1	030 250 17 00	Locking Strap
11	4	21 84 055	Cheese Head Screw M5x45-7985
12	4	25 15 104	Hex Nut M5 DIN 934
13	2	30 01 087	O-Ring 85 x 2
14	1	30 01 118	O-Ring 17 x 2

# **Warranty Terms and Conditions Returned Goods Policy Change Order Policy**

Cutting-Edge Technology for Poultry Production.

## **LUBING SYSTEMS, L.P. LIMITED PRODUCT WARRANTY**

### **LIMITED WARRANTY**

Each new product provided by Lubing Systems, L.P. (each "Product") is warranted to be free from defects in material or workmanship for one (1) year from date of purchase by or for the original purchaser.

### **ELIGIBILITY FOR LIMITED WARRANTY**

In order to be eligible for coverage under this Limited Warranty, each of the following conditions must be satisfied:

1. The Product must be installed and operated in accordance with the written instructions published by the Manufacturer with respect to the product; and
2. The Product must be purchased from and installed by an authorized distributor and/or certified representative of Lubing Systems, L.P.

### **SOLE REMEDY**

In the event of a covered Warranty claim, Lubing Systems, L.P. will, as the sole remedy and measure of damages, at its option and in its sole discretion, repair or replace the covered Product free of charge, F.O.B. its plant in Cleveland Tennessee. Labor and delivery costs associated with the replacement or repair of the covered Product are not included in or covered by the Warranty.

### **EXCLUSIONS**

1. Malfunctions, failures, or breakage caused by misuse, abuse, negligence, alteration, accident, chemicals or minerals in the water, poor quality water, lack of sufficient water, lack of proper maintenance, electrical power surges, interruptions in power, acts of God, acts of war, riot, terrorism, or civil disobedience shall not be considered defects under the Warranty, and are excluded from coverage.
2. Alteration of the Product from the manufacturer's original configuration, and the installation of additional or replacement components other than original equipment provided and installed by the manufacturer or Lubing Systems, L.P. shall not be considered defects under the Warranty, and are excluded from coverage.
3. Use of the Product other than in accordance with the manufacturer's operational instructions and guidelines shall not be considered a defect under the Warranty, and any claims resulting from or attributable to such use are excluded from coverage.
4. The Warranty does not extend to claims made by persons other than the original consumer purchaser, and are excluded from coverage.

## **LIMITATION OF WARRANTY**

**1. EXCEPT AS PROVIDED ABOVE, LUBING SYSTEMS, L.P. MAKES NO WARRANTIES OR CLAIMS OF ANY KIND WITH RESPECT TO THE PRODUCTS. LUBING SYSTEMS, L.P. HEREBY SPECIFICALLY DISCLAIMS ANY IMPLIED WARRANTY OR CONDITION, WHETHER STATUTORY OR OTHERWISE, INCLUDING ANY WARRANTY OF MERCHANTABILITY OR FITNESS FOR A PARTICULAR PURPOSE.**

**2. LUBING SYSTEMS, L.P. IS NOT RESPONSIBLE FOR LOSS OF TIME OR PROFITS, INCREASED COSTS OF LABOR, INCONVENIENCE, LOSS OF USE OF PRODUCT, LOST SALES OR ORDERS, OR ANY OTHER CONSEQUENTIAL, INCIDENTAL OR INDIRECT DAMAGES.**

**3. THIS LIMITED WARRANTY IS ONLY APPLICABLE IN THE UNITED STATES AND CANADA.**

**4. THIS LIMITED WARRANTY CONSTITUTES THE ENTIRE WARRANTY GIVEN BY LUBING SYSTEMS, L.P. WITH RESPECT TO THE PRODUCTS, AND LUBING SYSTEMS, L.P.'S COMPLETE OBLIGATION WITH RESPECT TO THE PRODUCTS IS STATED IN THIS LIMITED WARRANTY. NO PERSON OR ENTITY HAS THE AUTHORITY TO IMPLY, SUGGEST, AGREE, REPRESENT, WARRANT, OR PROMISE CONTRARY TO THE TERMS OF THIS LIMITED WARRANTY.**

## **WARRANTY CLAIM PROCEDURE**

In order to present a claim for coverage under this Limited Warranty, please contact Lubing Systems, L.P. at:

LUBING Systems, LP  
135 Corporate Drive, SW  
Cleveland, TN 37311

423-709-1000 tel  
423-709-1001 fax  
866-289-3237 toll-free fax

When calling, you will be requested to provide the following information:

1. Your name;
2. Your address;
3. Your phone number(s);
4. The date of the Product malfunction or failure;
5. The Product identifier number;
6. Proof of the date of purchase of the covered Products;
7. The invoice number or bill of lading from the delivery of the covered Products; and
8. The nature of the Product defect, malfunction, or failure.

## GENERAL TERMS AND CONDITIONS

Lubing Systems, L.P. ("Lubing")

Lubing accepts purchase orders, offers and counter-offers from Buyer, and contracts with Buyer, only under the terms and conditions specified herein. Buyer's terms and conditions in relation to this transaction, except price and quantity, are each specifically objected to by Lubing and shall not apply to this transaction, unless subsequently agreed in writing signed by an authorized representative of Lubing.

### **I. Price and Taxes**

1. Unless otherwise specifically agreed in writing signed by an authorized representative of Lubing, prices for products ("Products") are as stated Lubing's Complete Parts List, found on Lubing's website ([www.lubingusa.com](http://www.lubingusa.com)), and whether for domestic or export shipment, is F.O.B. point of shipment.
2. For additional requirements agreed by Lubing after agreeing to the price, Buyer shall pay Lubing's increases in time, cost or expense for any such change, including Product characteristics, configurations, form or material, quality levels, special testing, inspection or measurement, special drawings or any other such change or additional requirement.
3. Any present or future taxes which Lubing may be required to pay or collect with respect to the sale, purchase, delivery, storage, use, consumption or transportation of the Products, shall be paid by the Buyer.
4. Payment terms for U. S. transactions are net thirty (30) days from the date of shipment of Products to Buyer, unless specifically agreed in writing otherwise. Payment for export shipments must be by advance payment or by irrevocable letter of credit payable at site in local currency at par, issued and confirmed by banks acceptable to Lubing, unless other arrangements are specifically agreed in writing.

### **II. Delivery**

1. Products shall be packaged by Lubing's standard method and shipped to the agreed destination via commercial freight carrier as selected by Lubing.
2. Products shall be shipped by Lubing when prepared in the ordinary course of its business. Dates for shipment specified in this contract are targets, but not commitments, of Lubing unless agreed upon in writing by Lubing.
3. At Buyer's cost and as may be agreeable to Lubing, Buyer may pickup Products at Lubing's facility or specify other means of delivery acceptable to Lubing.

### **III. Quality and Warranty**

1. Lubing warrants Products to be free from defect in material and workmanship only as provided in Lubing's General Product Warranty as found on Lubing's website ([www.lubingusa.com](http://www.lubingusa.com)), as may be amended, modified, or replaced from time to time.
2. In addition, Lubing warrants Products included on Nipple Selection catalog to be free from defect in material and workmanship only as provided in Lubing's Nipple Warranty as found on Lubing's website ([www.lubingusa.com](http://www.lubingusa.com)), as may be amended, modified, or replaced from time to time.
3. The foregoing warranties are only valid for Products defective at the time of shipment or for defect in installation performed by Lubing personnel.
4. No warranty shall extend to Products which have been subjected after shipment by Lubing to misuse, neglect, accident, improper installation (other than by Lubing personnel), or which has been repaired or altered other than by Lubing personnel.
5. **THE FOREGOING WARRANTIES ARE IN LIEU OF ALL OTHER WARRANTIES AND REMEDIES FOR PERFORMANCE AND CONDITION OF THE PRODUCTS AND INSTALLATION, AND EXCEPTING A COVENANT FOR GOOD TITLE TO THE PRODUCTS, LUBING MAKES NO OTHER WARRANTY, EXPRESSED OR IMPLIED, INCLUDING WARRANTIES OF MERCHANTABILITY, OR OF FITNESS FOR USE FOR A PARTICULAR PURPOSE.**

### **IV. Claims**

1. On notice of warranted defect, Lubing may conduct an on-site investigation.
2. Buyer shall assist in all reasonable ways with Lubing's investigation of claims.
3. All claims of warranty coverage shall be handled in accordance with Lubing's General Product Warranty as found on Lubing's website ([www.lubingusa.com](http://www.lubingusa.com)), as may be amended, modified, or replaced from time to time.

### **V. Limitation on Liability**

1. The parties agree that the exclusive remedy of Lubing for any claims related to Products installation, performance, or warranty shall be as provided in Lubing's General Product Warranty as found on Lubing's website ([www.lubingusa.com](http://www.lubingusa.com)), as may be amended, modified, or replaced from time to time.
2. Lubing shall not be liable in any event for any other expense incurred by Buyer or others, nor for any special, consequential, liquidated, incidental, punitive, or other damages, losses or penalties suffered by Buyer or anyone else with respect to the Products delivered or offered by Lubing, or Lubing's Product installation, including without limit, loss of profit, production, or use, or damage to other goods or property.

### **VI. Late Payment and Security Interest**

1. Buyer grants to Lubing a purchase money security interest in all Products purchased from Lubing until all amounts owed to Lubing from Buyer are paid, specifically authorizes Lubing to file such UCC financing statements or other documents as may be required to perfect such security interest, and shall execute any documents necessary for Lubing to perfect such security interest.

2. If at any time any payment due to be paid by Buyer to Lubing is past due, Lubing may reschedule, suspend or cancel any pending deliveries to Buyer. If Buyer voluntarily or involuntarily becomes a debtor in any bankruptcy, insolvency, workout or similar process, then thereafter payment for Products shall be by cash to Lubing sixty (60) days in advance of delivery to Buyer; Lubing may suspend all work towards completion of Products to be delivered until such payment is made, and the date for delivery shall be on or before the sixtieth (60<sup>th</sup>) day following such payment.
3. Buyer grants to Lubing permission to enter Buyer's premises and to obtain possession of any Products with respect to which payment is not made in accordance herewith.
4. Amounts owed to Lubing from Buyer shall include promises to pay and other commitments to pay which may be in substitution of accounts or other obligations.

#### **VII. Cancellation by Buyer**

1. For the period Lubing delays or postpones shipment at Buyer's request or for overdue accounts, Buyer shall pay a delay charge on Lubing's committed costs at an annual rate of twelve percent (12%).
2. When Lubing has received from Buyer adequate notice in writing prior to commencement of manufacture of the Products, Lubing shall rescind a standing purchase order, but Buyer shall be responsible for costs incurred by Lubing in preparation of manufacture, including without limitation, cost of raw materials, labor, engineering, overhead and selling and other expenses.

#### **VIII. Termination and Modification**

1. Termination of any purchase order requires the written consent of both parties unless otherwise specifically provided. Lubing may terminate a purchase order unilaterally for failure to pay when due, and also if Buyer has not made reasonable progress in correcting another material breach of any agreement between Lubing and Buyer within thirty (30) days after notice thereof.
2. Except for payment of accounts when due, neither party shall be liable for loss, damage, detention or delay resulting from any cause whatsoever beyond its reasonable control ("Force Majeure"). The party affected by such Force Majeure promptly shall notify the other party. If performance, other than payment when due, is delayed by Force Majeure for more than thirty (30) days, then either party may terminate this Contract on notice to the other.
3. In the event of termination of a purchase order as provided in subsections 1 or 2, above, Buyer shall make payment to Lubing of the full price for the Products less all net savings of Lubing, if any, as determined by Lubing to result from such termination.
4. In the event of termination of a purchase order other than as provided in subsections 1 and 2 above, Buyer shall be required to pay to Lubing the full purchase price for the Products ordered.

#### **IX. Disputes and Interpretation**

1. Any dispute between the parties arising out of this Agreement shall be determined by binding arbitration under the rules of the American Arbitration Association ("AAA"). The arbitration shall be conducted in Atlanta, Georgia, by a single arbitrator mutually acceptable to the parties, or, in the event the parties are unable to agree upon a single arbitrator, by a single arbitrator appointed by the Atlanta, Georgia, office of such association. The cost of the arbitrator and of AAA shall be divided and borne equally by the parties.
2. The law of the State of Tennessee shall govern the relationship among Lubing and Buyer. These Terms and Conditions are part of any other documents to which these Terms and Conditions are attached or by which these Terms and Conditions are referenced, and such documents are incorporated herein by this reference and, except as are specifically objected to by Lubing or by these Terms and Conditions, are a part of the entire agreement among the parties.
3. No waiver by one party of any rights which that party may have shall be considered a waiver of subsequent assertion of such rights, except in accordance with the terms of a written waiver. Any provision of these Terms and Conditions determined to be unenforceable shall be interpreted in the most limited extent possible so as not to render the remainder of the provisions of these Terms and Conditions, or any agreement of which these Terms and Conditions are a part, unenforceable.



## Lubing Systems L.P. Returned Goods Policy

December 17, 2005

*Returns.* Except for Lubing's Products that are defective at the time of delivery to Distributor, Lubing shall not be obligated to accept returns of any of Lubing's Products. Any permitted returns shall be handled in accordance with Lubing's Returned Good Policy, as may be amended from time to time.

**1.** Distributor shall examine each Product purchased and notify Lubing in writing of any defective Product within five (5) days following Distributor's (or Distributor's customer's) receipt of such Product. Products shall be deemed accepted unless Lubing has been notified of such defect within such five (5) day period.

**2.** Any item being returned to Lubing must be accompanied by a Returned Goods Authorization number (an "RGA"), clearly visible on the outside of the return packaging. ***Any item received by Lubing without a clearly visible RGA will be returned to sender at sender's expense.*** Distributor (or distributor's customer) should contact Lubing at (866) 289-3237 to obtain an RGA, and should have the following information available:

- (a) Name of party billed
- (b) Shipment destination
- (c) Name of grower and integrator (if applicable)
- (d) Status of invoice payment
- (e) Exact quantity and description of items for return
- (f) Reason for return and condition of returned Product

All returns should be shipped freight prepaid.

**3.** If Lubing issues replacement Product prior to Lubing's receipt of the returned Product, then Lubing will issue credit against the invoice for replacement Product upon Lubing's receipt of the returned Product.

**4.** Lubing reserves the right to impose a restocking charge of twenty- percent (20%) of the purchase price of any returned Product.

**LUBING SYSTEMS, LP**  
**CHANGE ORDER POLICY**

Lubing constantly strives to meet our customers' needs. One of the ways this is achieved is through effective production planning. In order to plan production efficiently, Lubing Systems must be able to rely on the accuracy and stability of orders, including exact parts, quantities and shipment dates, to efficiently manage production and provide customers with the best and most efficient service.

Lubing recognizes that needs can change, however, and will attempt to accommodate modifications requested by customers according to the following policies:

- Any customer requesting a change to an accepted purchase order is required to notify Lubing in writing of such change, including changes regarding product type, quantity and/or shipment dates, not later than two (2) weeks prior to the scheduled shipment date.
- Customers are required to submit all change order notifications via fax to (866) 289-3237, or via email to [tjenkins@lubingusa.com](mailto:tjenkins@lubingusa.com).
- Lubing will attempt to accommodate requested changes, but cannot guarantee the original requested ship date if the customer requests changes in product type or quantity.
- Unless otherwise agreed in writing signed by an authorized Lubing representative, any change to or cancellation of an accepted purchase order received by Lubing s upon fewer than two (2) weeks' notice prior to the scheduled shipment date will result in a change order fee equal to equal to the purchase price of the subject Products.

# 10 Year 20-Leak Nipple Warranty

LUBING SYSTEMS, L.P.

In the Lubing Watering Systems, poultry nipples sold by Lubing Systems, L.P. are warranted against leaking for a period of ten years from the date of purchase and prorated as follows:

- First Year: Lubing provides replacement nipples and labor for change-out
- Second through Fifth Year: Lubing provides replacement nipples only
- Sixth through Seventh Year: Customer pays only 20% of list price for the replacement nipples
- Eighth through Tenth Year: Customer pays only 40% of list price for the replacement nipples
- Customer always pays freight costs

This warranty does not warrant against leaks or damage caused by iron, calcium, other impurities, or when unfiltered water is used.

In no event will Lubing Systems, L.P. be liable for any incidental or consequential damages due to any cause whatsoever.

THE FOREGOING CONSTITUTES LUBING SYSTEMS, L.P.'S SOLE LIABILITY AND THE PURCHASER'S SOLE REMEDY WITH RESPECT TO PRODUCTS SOLD BY LUBING SYSTEMS, L.P. EXCEPT AS SO PROVIDED, LUBING SYSTEMS, L.P. DISCLAIMS ALL WARRANTIES, EXPRESSED OR IMPLIED, INCLUDING ANY WARRANTY OF MERCHANTABILITY OR FITNESS FOR A PARTICULAR PURPOSE, AND PURCHASER ACCEPTS THIS WARRANTY IN LIEU OF ALL OTHER CONTRACTS, TORT AND OTHER LEGAL REMEDIES, INCLUDING NEGLIGENCE, IN REGARD TO THE PRODUCTS.

**LUBING**

LUBING SYSTEMS, L.P.  
135 Corporate Drive, SW  
Cleveland, TN 37311

# ***LUBING***

*A Tradition of Innovation.*

Contact your local Lubing  
distributor or representative for  
additional information regarding  
Lubing products.

**LUBING Systems, L.P.**

135 Corporate Drive, SW  
Cleveland, TN 37311 • USA

423 709.1000 *tel*  
866 289.3237 *toll-free fax*  
*info@lubingusa.com*  
*www.lubingusa.com*

Printed in the U.S.A.